

2026 Zone One /Summer Sizzler

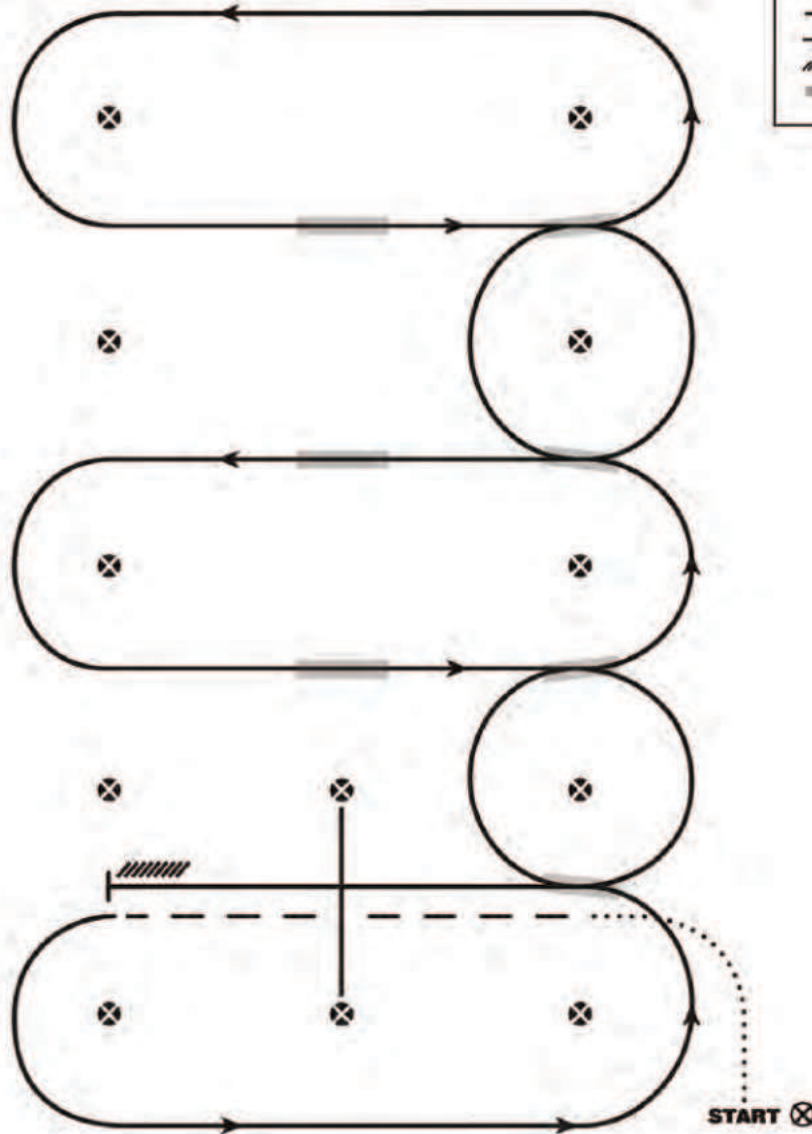

Saturday Show Two (AB Open JR/SR/Am/ Youth)

Show Date: 08-12-2026

www.HorseShowPatterns.com

www.HorseShowPatterns.com

WESTERN RIDING - PATTERN 9



1. Walk at least 15 feet from start cone to the first marker, as drawn, transition to jog, jog over log.
2. Transition to the lope left lead
3. First line change
4. Second line change
5. Third line change
6. Fourth line change
7. First crossing change
8. Second crossing change
9. Third crossing change
10. Lope over log
11. Lope, stop & back

Revised 06-07-2021

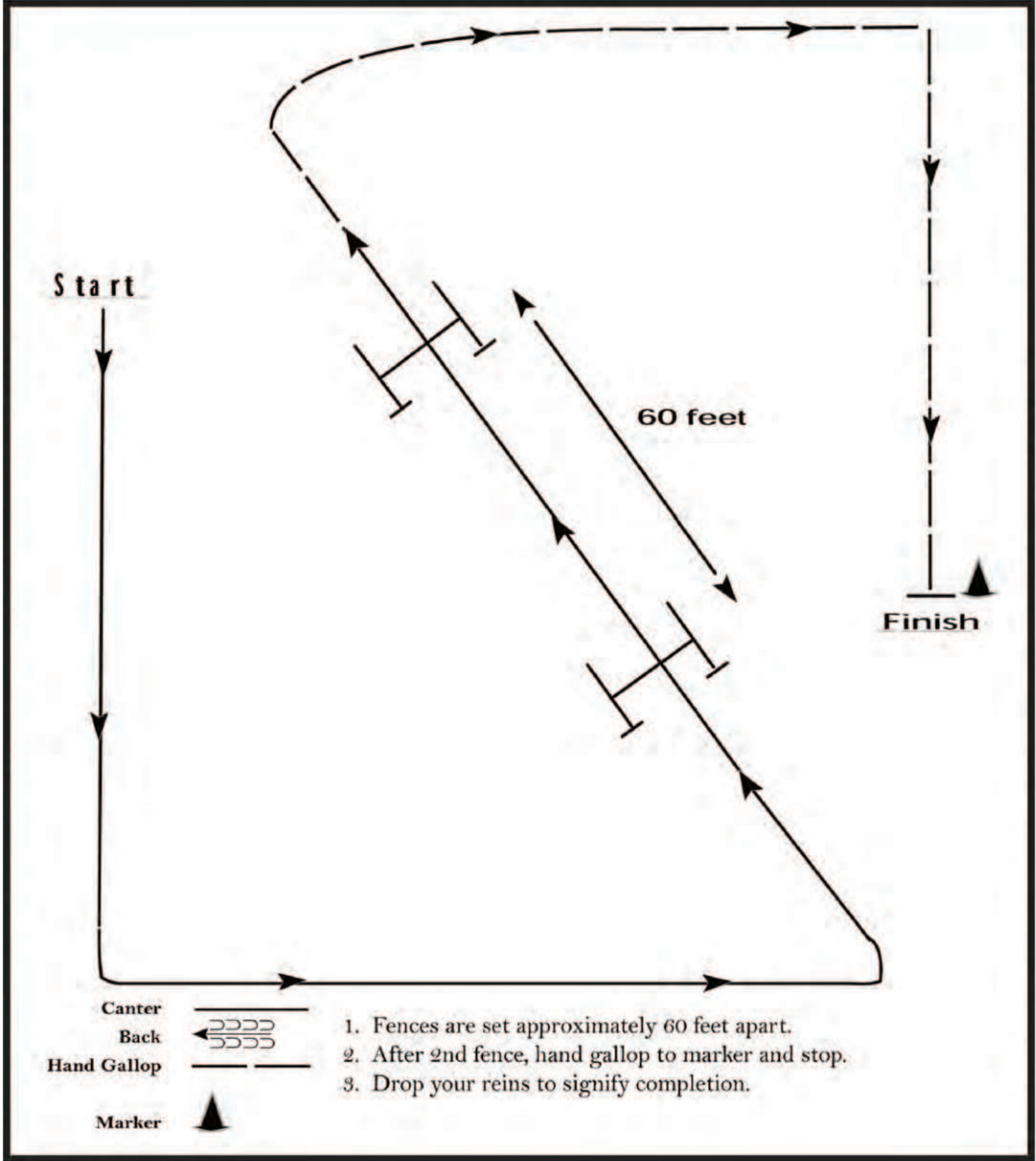
2026 Zone One /Summer Sizzler

Sunday Show Two (Hunter Hack)

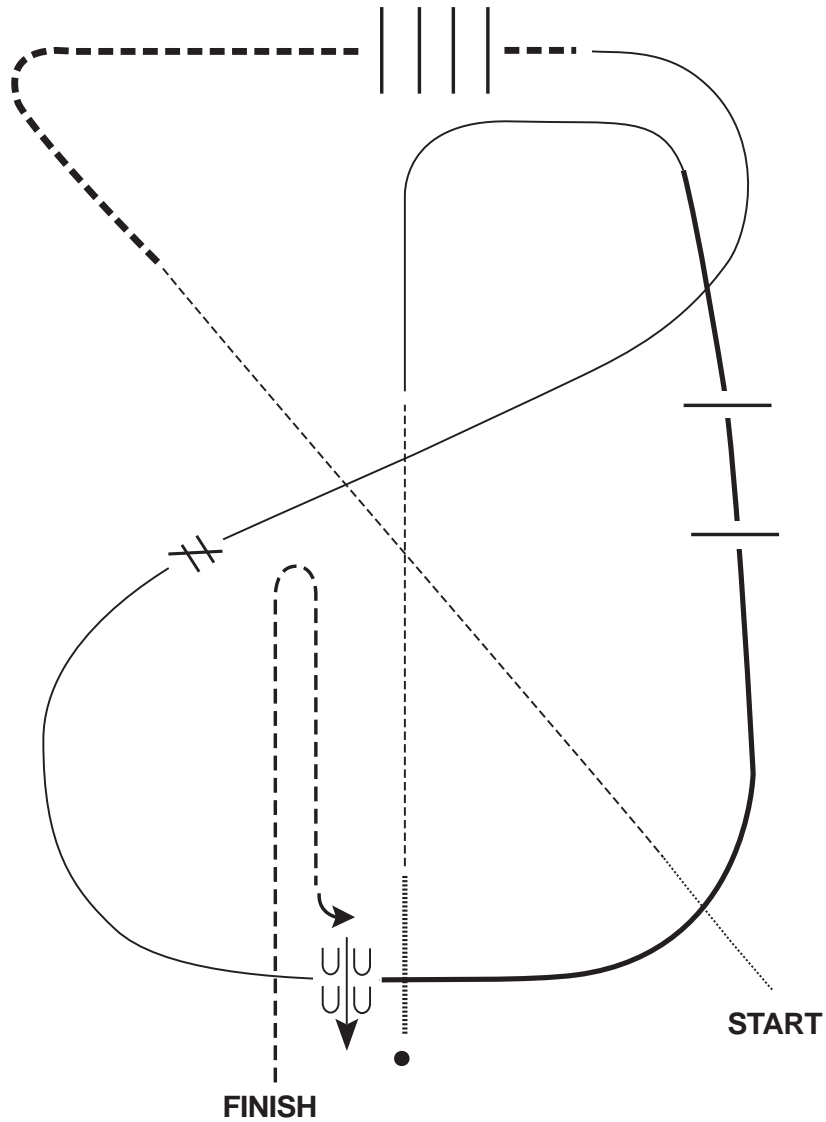
Show Date: 08-12-2026

www.HorseShowPatterns.com

www.HorseShowPatterns.com



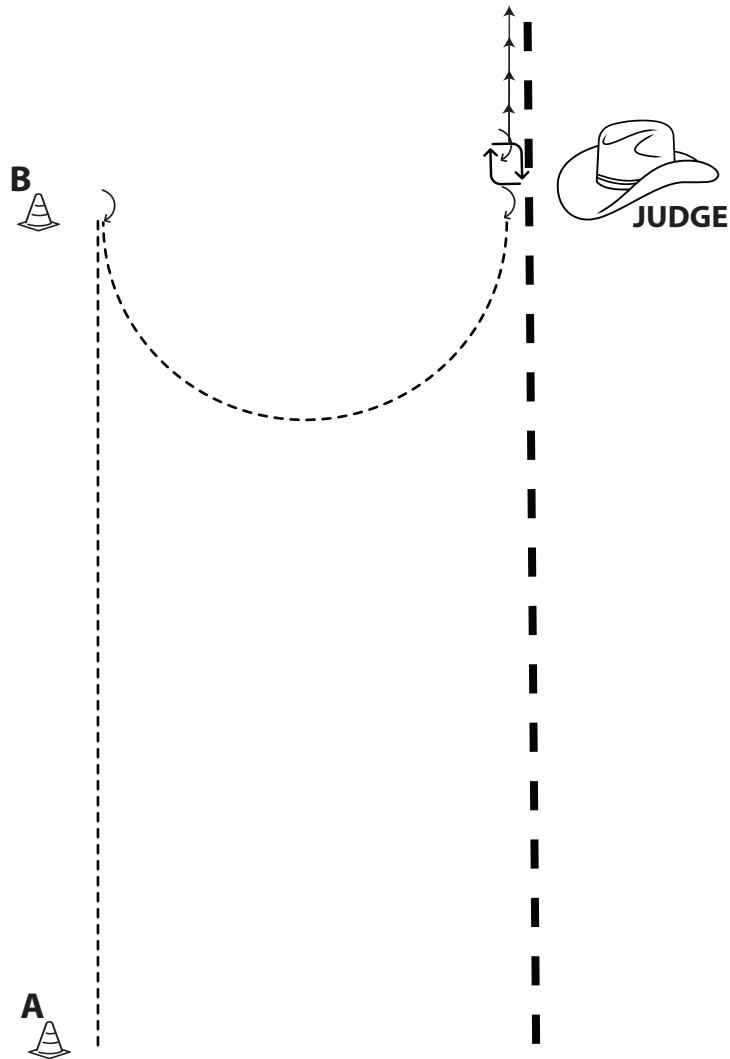
English Versatility - Pattern 5



1. Forward Walk from Gate
2. Trot Diagonal Line Building to Extended Trot
3. Extended trot
4. Extended Trot over Four Poles
5. Collect Trot and Canter Right Lead Around top
6. Right Lead Diagonal Line and Change Leads (Simple or Flying)
7. Left Lead Canter Building to Hand Gallop at center
8. Hand Gallop over two Rails, Cavalletis or Small Jumps
9. Collect and Canter Down Center
10. Siting Trot Down Center Line
11. Walk
12. Halt and Back
13. Forehand Turn Right
14. Trot to Exit

Walk
Jog/Trot	-----
Lope/Canter	—————
Hand Gallop	—————
Extended Trot	—————
Leg Yield	
Change Lead	≠
Gate	7
Back	←←←
Judge	ⓐ
Marker	○
Sidepass	←←←

Showmanship
Show Two
 Walk/Trot
 5-10, 11-18, W/T All Breed



1. Walk to cone B.
2. Stop with hip at judge and execute 1/2 a turn
3. Walk for half a circle
4. Stop when even with cone B and execute 1/2 turn
5. Set up for inspection
6. When excused back one horse length
7. Trot
8. pattern is complete passing cone A



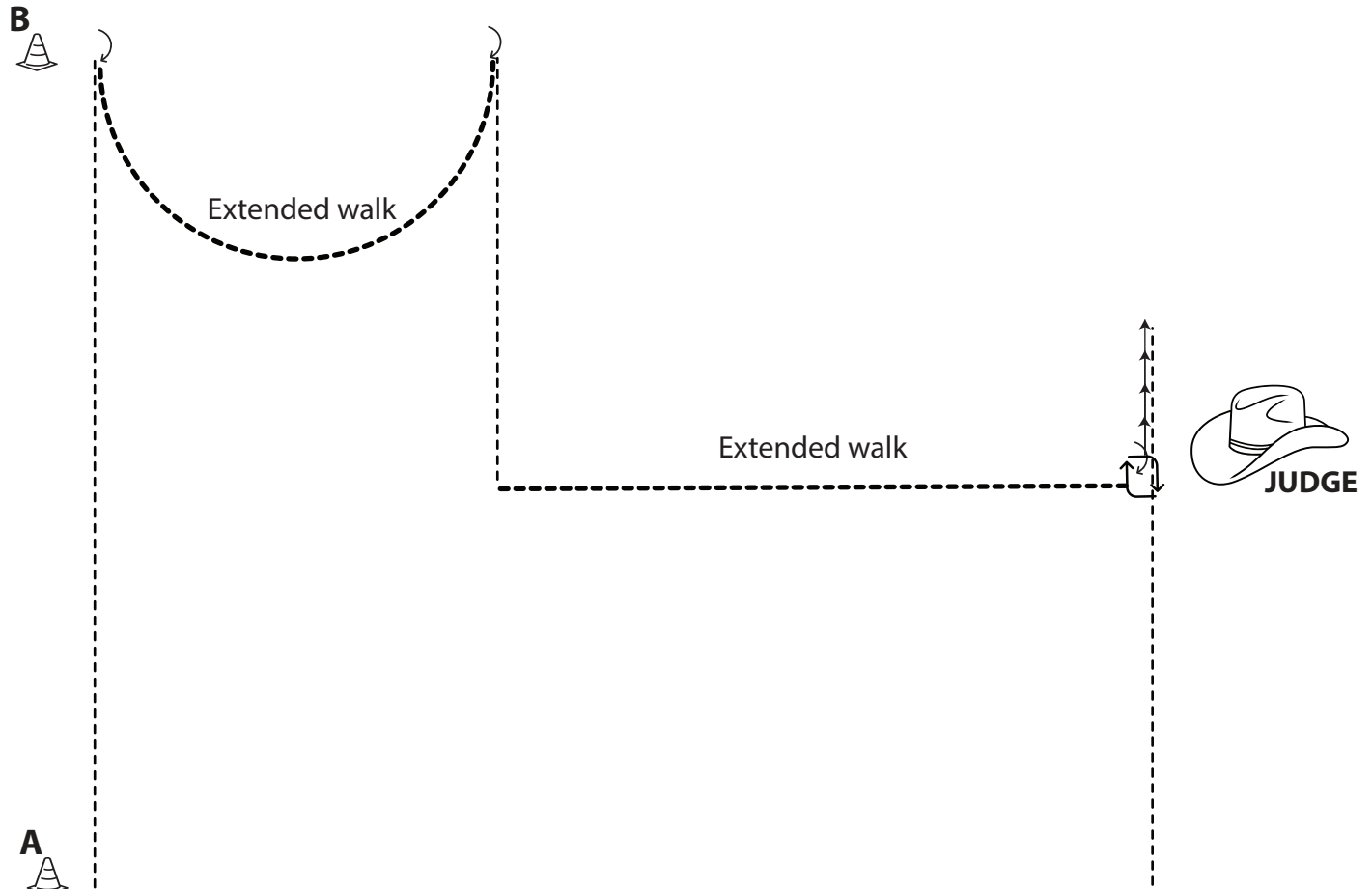
WALK	-----
JOG/TROT	- - - - -
EXTENDED JOG/TROT	- - - - -
LOPE/CANTER	_____
EXT LOPE/GALLOP	—————
STOP	⊗
INSPECTION	↻
BACK	←←←←←
SITTING TROT	-----
TURN	↻
LEAD CHANGE	//

Showmanship

Show Two

Walk/Trot

Amateur

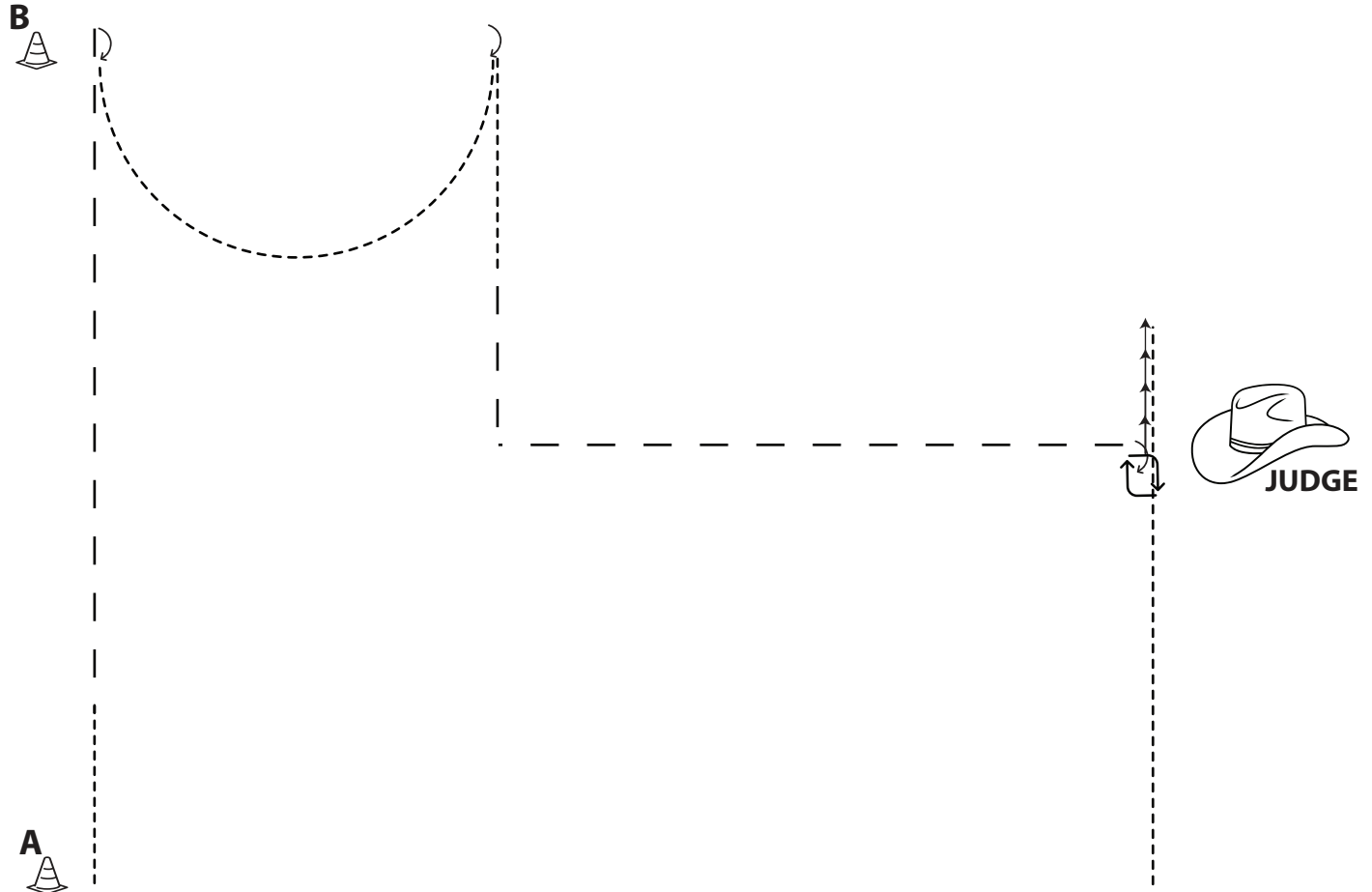


1. Walk to cone B.
2. Stop at cone B and execute 1/2 a turn
3. Extend the walk for half a circle
4. Stop when even with cone B and execute 1/2 turn
5. Walk the line and execute a square corner and extend the walk to the judge and stop at judge.
6. Execute a 1/4 turn and set up for inspection
7. When excused back one horse length and walk
8. Pattern is complete passing cone A

WALK	-----
JOG/TROT	- - - - -
EXTENDED JOG/TROT	- - - - -
LOPE/CANTER	—————
EXT LOPE/GALLOP	—————
STOP	⊗
BACK	←←←←←
INSPECTION	↻
SITTING TROT	- - - - -

Showmanship Show Two

Novice Youth and Novice Amateur, Novice All Breed
13 & Under

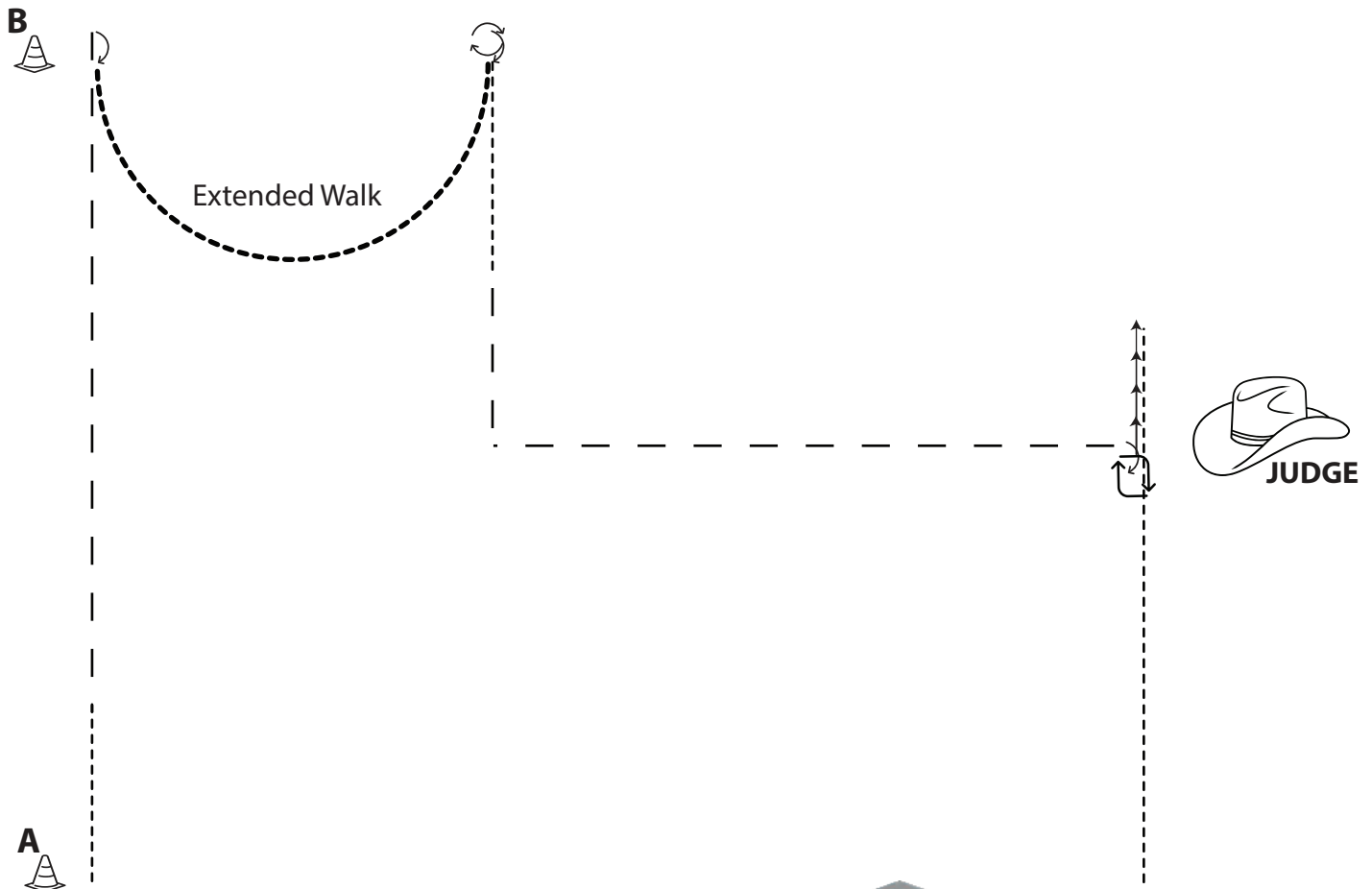


1. Walk one horse length and trot to cone B.
2. Stop at cone B and execute 1/2 a turn
3. Walk for half a circle
4. Stop when even with cone B and execute 1/2 turn
5. Walk 1/2 the line and trot remainder
6. Trot a square corner and stop at judge
7. Execute a 1/4 turn and set up for inspection
8. When excused back one horse length and walk
9. Pattern is complete passing cone A

WALK	-----
JOG/TROT	- - - - -
EXTENDED JOG/TROT	- - - - -
LOPE/CANTER	_____
EXT LOPE/GALLOP	—————
STOP	⊗
INSPECTION	↻
BACK	←←←←←
SITTING TROT	- - - - -
TURN	↻
LEAD CHANGE	//

Showmanship Show Two

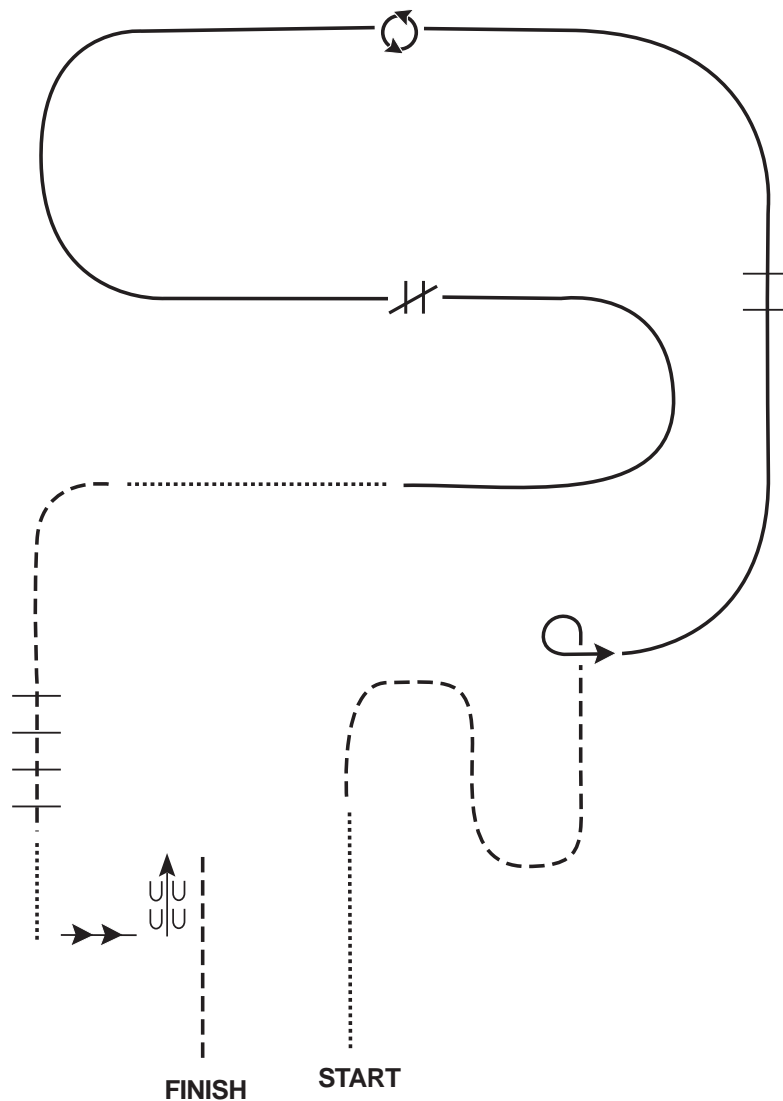
Youth All Ages, Amateur All Ages, Amateur Masters, All Breed Youth and Am



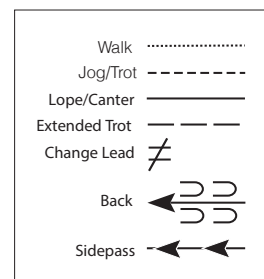
1. Walk one horse length and trot to cone B.
2. Stop at cone B and execute 1/2 a turn
3. Extend the walk for half a circle
4. Stop when even with cone B and execute 1 1/2 turn
5. Walk 1/2 the line and trot remainder
6. Trot a square corner and stop at judge
7. Execute a 1/4 turn and set up inspection
8. When excused back one horse length and walk
9. Pattern is complete passing cone A

WALK	-----
JOG/TROT	- - - - -
EXTENDED JOG/TROT	- - - - -
LOPE/CANTER	_____
EXT LOPE/GALLOP	—————
STOP	⊗
BACK	←←←←←
TURN	↻
LEAD CHANGE	//
INSPECTION	↻
SITTING TROT	- - - - -

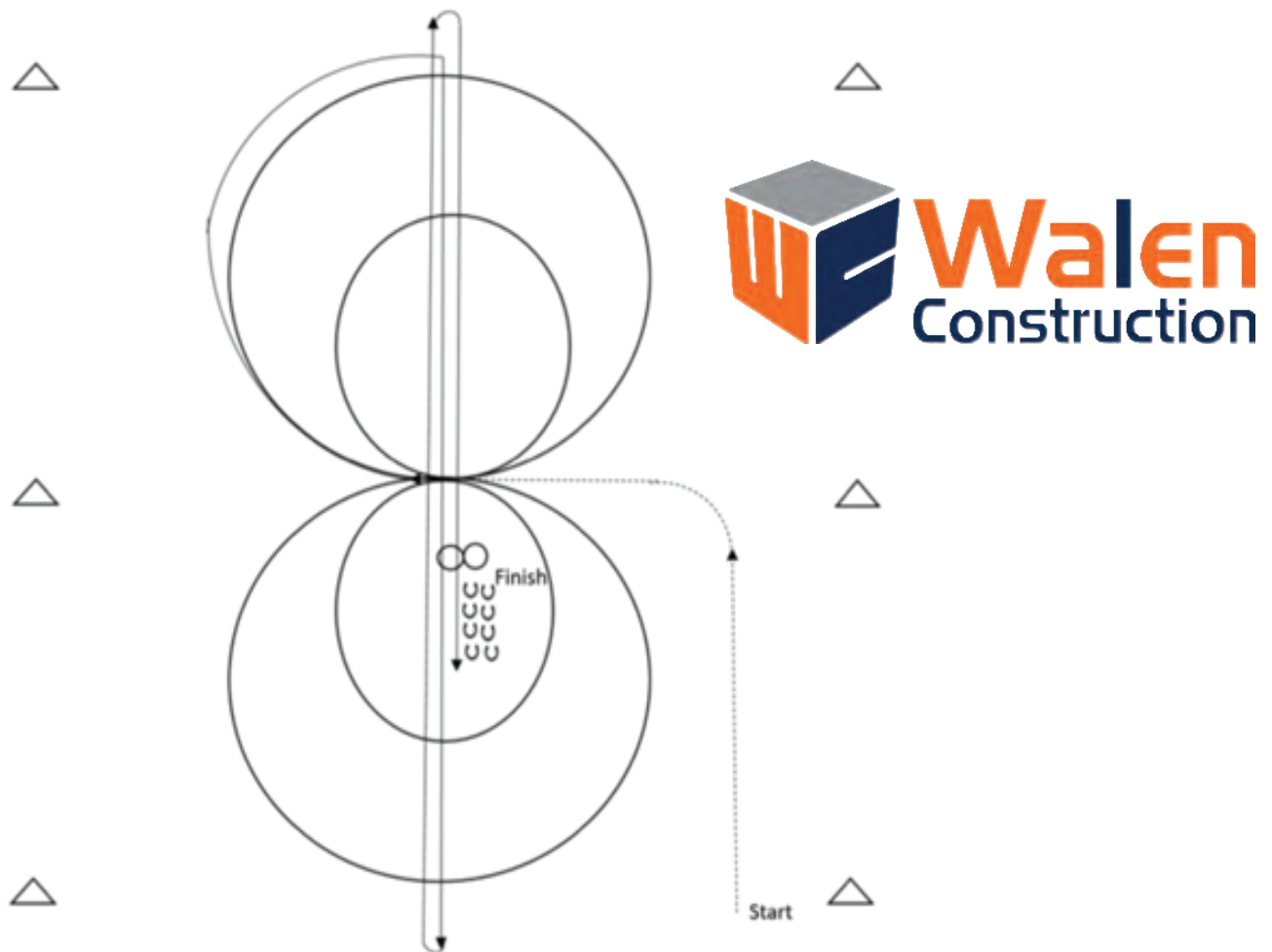
Western Versatility - Pattern 3



- | | |
|-----------------------------------|------------------------|
| 1. Walk | 9. Walk |
| 2. Jog serpentine | 10. Jog |
| 3. Stop 270 turn left | 11. Jog four poles |
| 4. Left Lead | 12. Walk |
| 5. Lope over Two Poles | 13. Sidepass pole Left |
| 6. Stop and 360 Left | 14. Back |
| 7. Left Lead | 15. Jog to exit |
| 8. Lead Change (Simple or Flying) | |



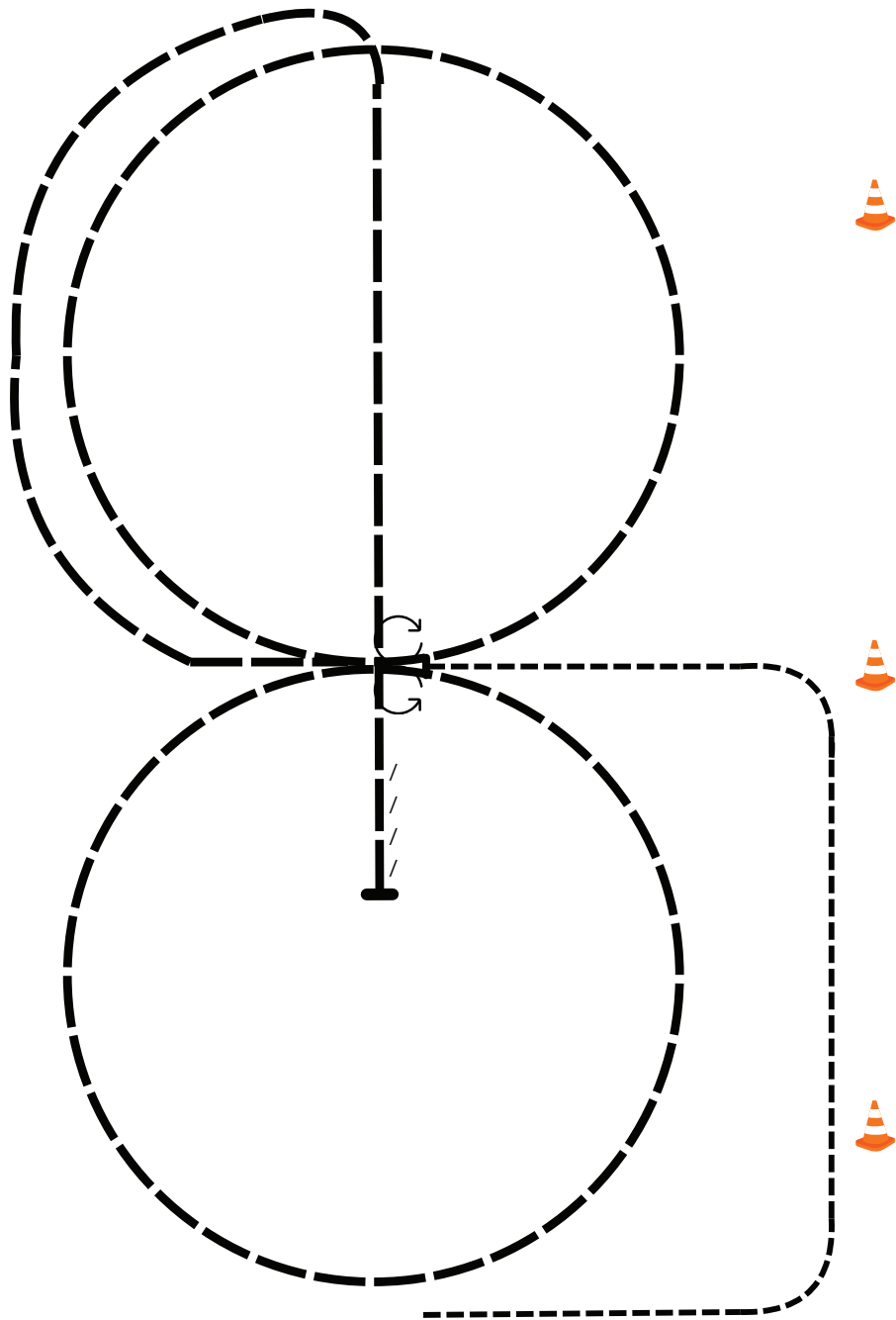
Ranch Reining Pattern #2



Trot to center of Arena, Stop. Start pattern facing towards Judge.

1. Beginning on the right lead complete two circles to the right, The first circle small and slow, the next circle large and fast, Change leads at the center of arena.
 2. Complete two circles to the left, The first circle small and slow, the next circle large and fast, Change leads in the center of the arena.
 3. Begin large circle to right, but do not close the circle. Run down center of arena past the end marker and do a right roll back, no hesitation.
 4. Run up the middle to the other end of the arena past the end marker and do a left roll back, no hesitation.
 5. 6. Run past the center marker, stop, back 10 feet.
- 1 spin to right, 1 spin to left. Hesitate to complete pattern.

Walk/Trot Ranch Reining SHOW TWO



Trot to center, halt

1.1 spin left

2.1 spin right

3. Extended trot one circle to the right

4. Extended trot one circle to the left

5. Begin circle to the right, but do not close this circle, extended trot up the centerline past the center marker, halt and back.

Hesitate to show completion of pattern

Ranch Riding

Walk/Trot

SHOW TWO



Walk



Trot

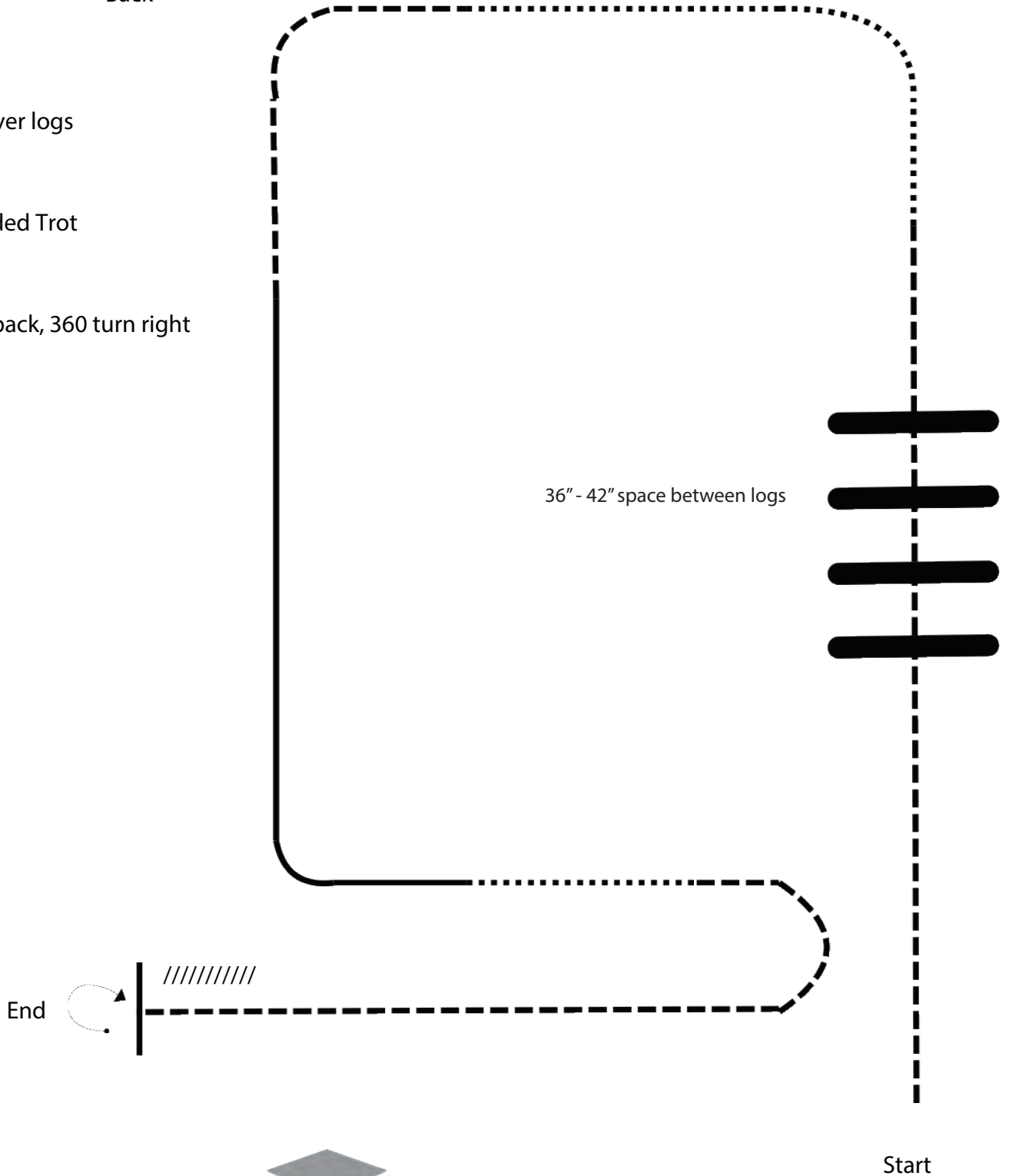


Extended Trot



Back

1. Trot
2. Trot over logs
3. Walk
4. Trot
5. Extended Trot
6. Walk
7. Trot
8. Stop, back, 360 turn right

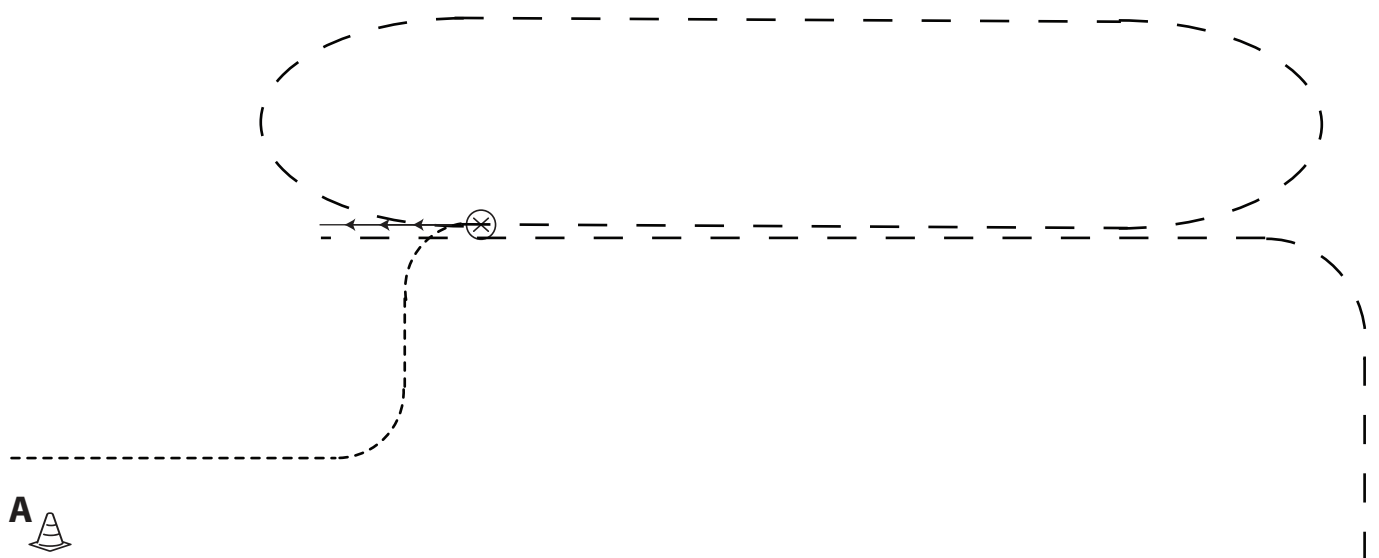


Equitation

Show Two

Walk Trot

W/T All breed, W/T Amateur, 11-18, 5-10



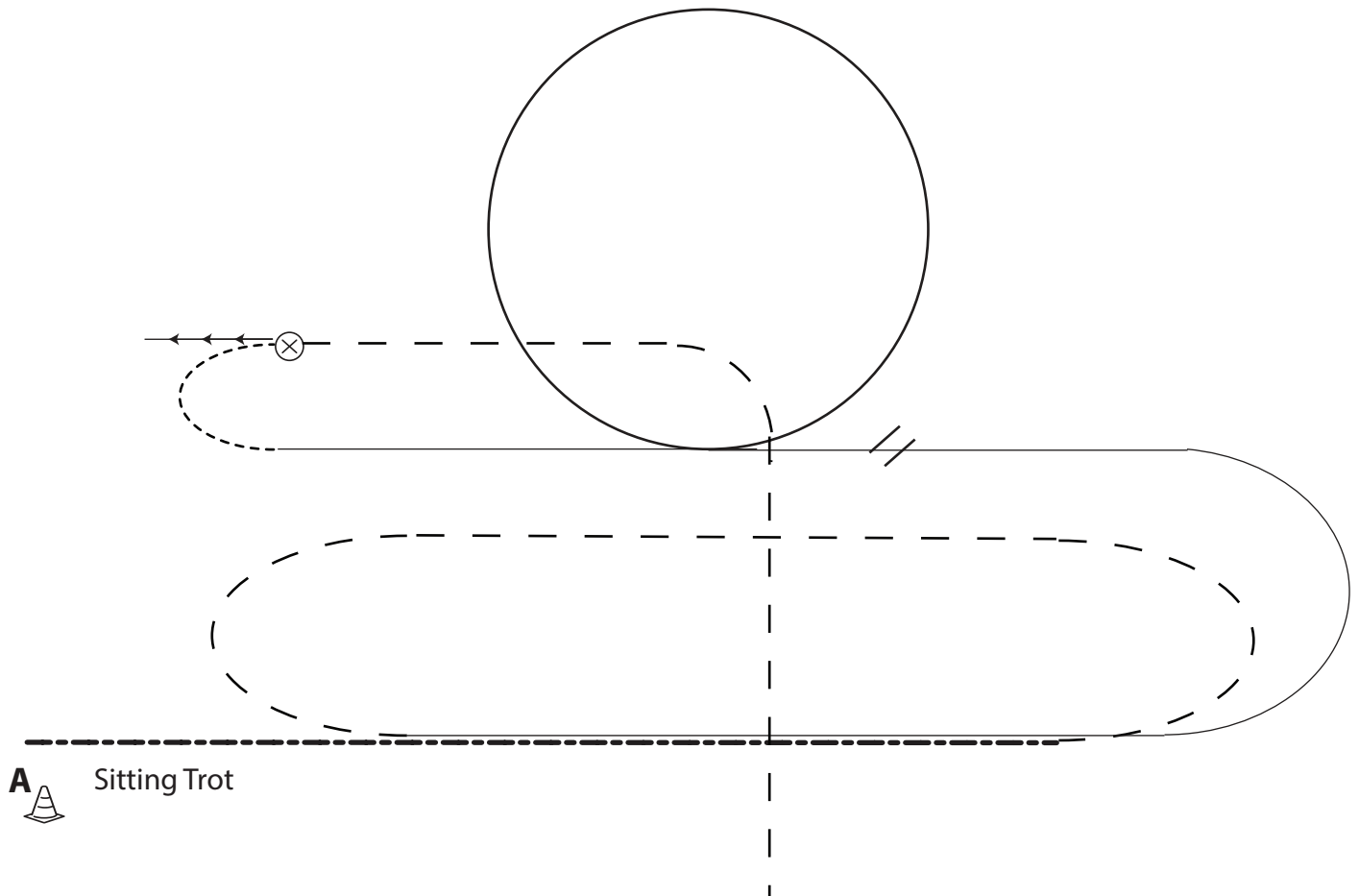
1. Walk from cone A and arc left and walk one horse length
2. Arc right
3. Trot a long oval on the right diagonal
4. At the completion of the long oval, stop and back one horse length
5. Posting trot left diagonal and arc right
6. Pattern is complete passing cone A



WALK	-----
JOG/TROT	- - - -
EXTENDED JOG/TROT	- - - -
LOPE/CANTER	_____
EXT LOPE/GALLOP	—————
STOP	⊗
BACK	←←←←
TURN	↻
LEAD CHANGE	//
INSPECTION	↻
SITTING TROT	-----
CHANGE DIAGONAL	↻

Equitation Show Two

All Breed Novice Youth/Am, Novice Youth, Novice Am
13 & Under



1. Sitting trot the line
2. Posting trot right diagonal and trot a long oval
3. After completing the second arc, canter left lead
4. On the left lead make a large arc to the left
5. Change leads
6. Circle to the right
7. After completing the circle, canter right lead
8. Walk an arc to the right, stop and back one horse length
9. Posting trot left diagonal and corner right
10. Pattern is complete passing cone A




WALK	-----
JOG/TROT	- - - - -
EXTENDED JOG/TROT	- - - - -
LOPE/CANTER	—————
EXT LOPE/GALLOP	—————
STOP	⊗
INSPECTION	↻
BACK	←←←←←
SITTING TROT	-----
TURN	↻
CHANGE DIAGONAL	—————
LEAD CHANGE	//

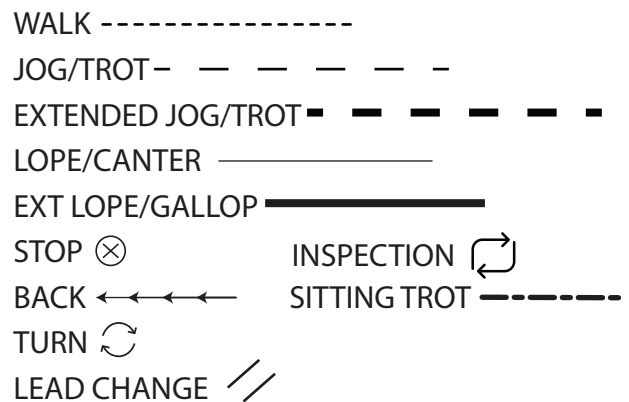
Horsemanship

Show Two

W/T All breed, Amateur, 11-18, 5-10

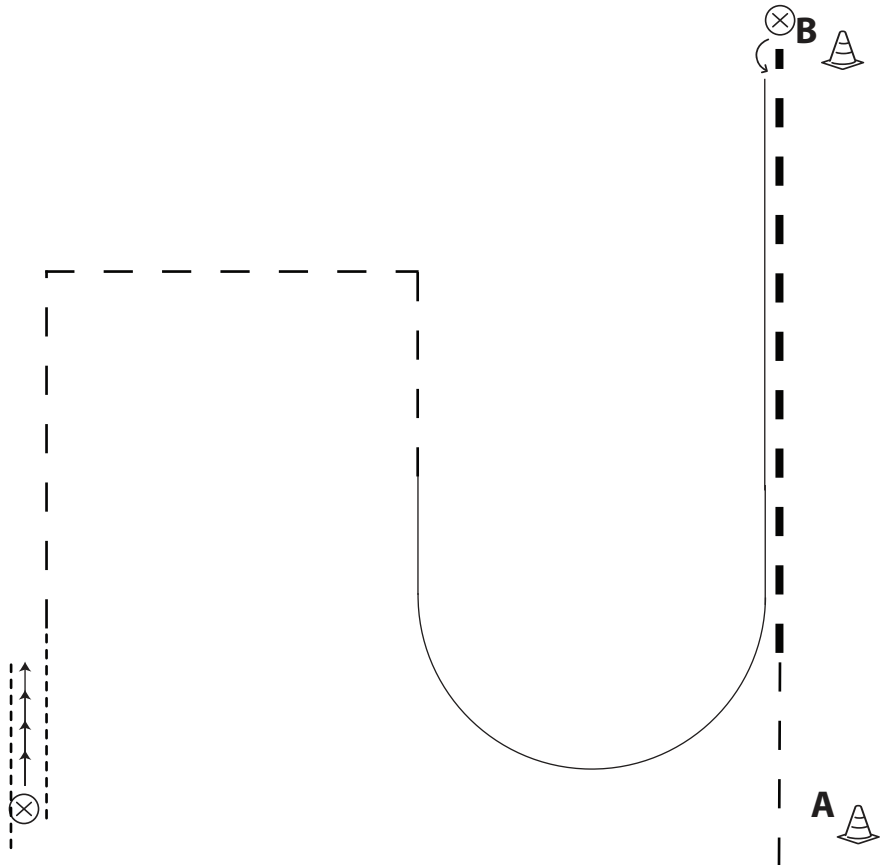


1. Walk halfway to cone B
2. Jog to cone B
3. At cone B stop and back one horse length
4. Quarter turn left and walk
5. Walk a square corner to the left
6. Walk one horse length and jog
7. Pattern is complete passing cone A



Horsemanship Show Two

All Breed Novice Youth/Am, Novice Youth,
Novice Am, 13 & Under

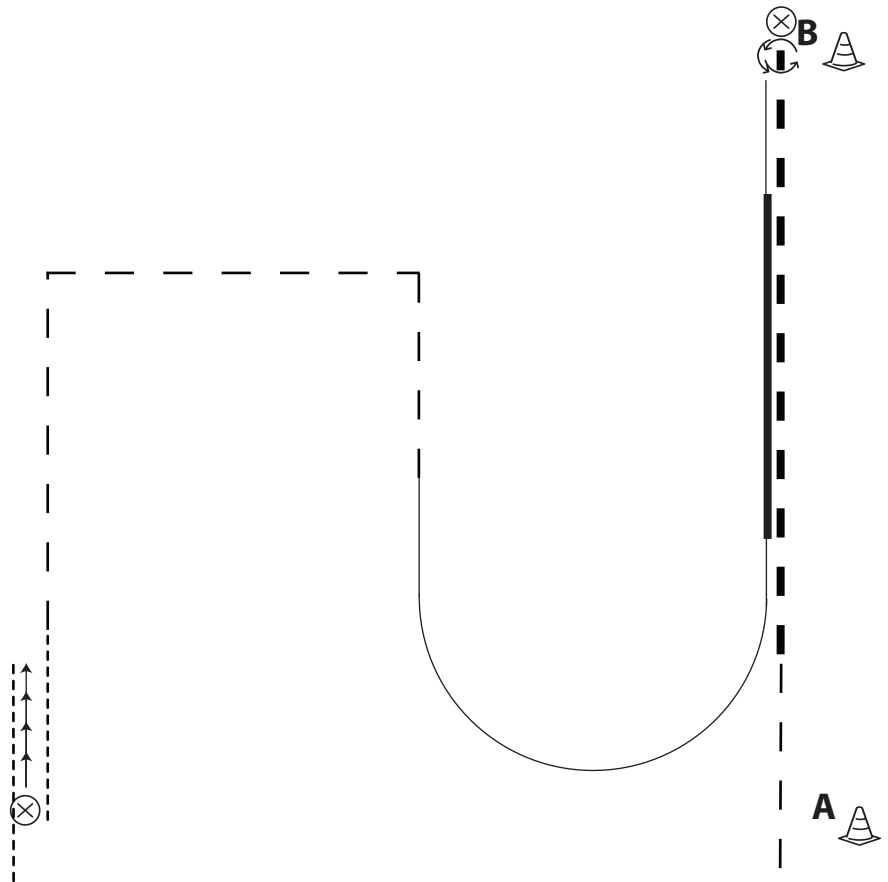


1. Jog at cone A and build into an extended jog
2. Stop at cone B
3. Half turn left and lope right lead
4. Lope a half circle
5. Jog two square corners to the left
6. Jog and walk until even with cone A
7. Stop and back, walk and pattern is complete passing cone A

WALK	-----
JOG/TROT	- - - - -
EXTENDED JOG/TROT	- - - - -
LOPE/CANTER	—————
EXT LOPE/GALLOP	—————
STOP	⊗
INSPECTION	↻
BACK	←←←←←
SITTING TROT	- - - - -
TURN	↻
LEAD CHANGE	//

Horsemanship Show Two

All Breed Youth and Am, Youth All Ages,
Amateur All Ages, Masters Am



1. Jog at cone A and build into an extended jog
2. Stop at cone B and execute a half turn left and lope right lead
3. Build into an extended lope
4. Reduce speed to lope a half circle
5. Jog two square corners to the left
6. Jog and walk until even with cone A
7. Stop and back, walk and pattern is complete passing cone A

WALK	-----
JOG/TROT	- - - - -
EXTENDED JOG/TROT	- - - - -
LOPE/CANTER	—————
EXT LOPE/GALLOP	—————
STOP	⊗
BACK	←←←←←
TURN	↻
LEAD CHANGE	//
INSPECTION	↻
SITTING TROT	- - - - -