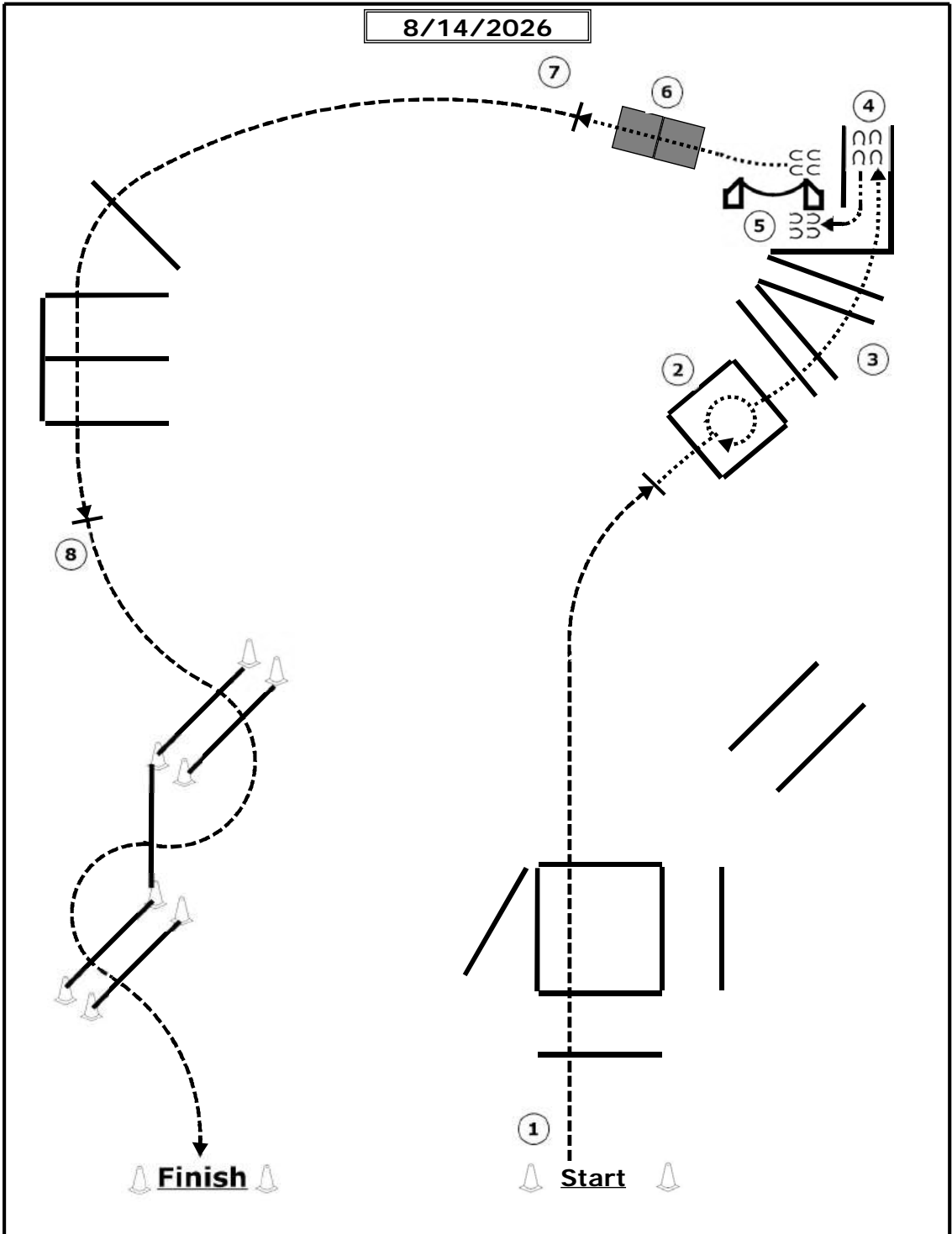


8/14/2026



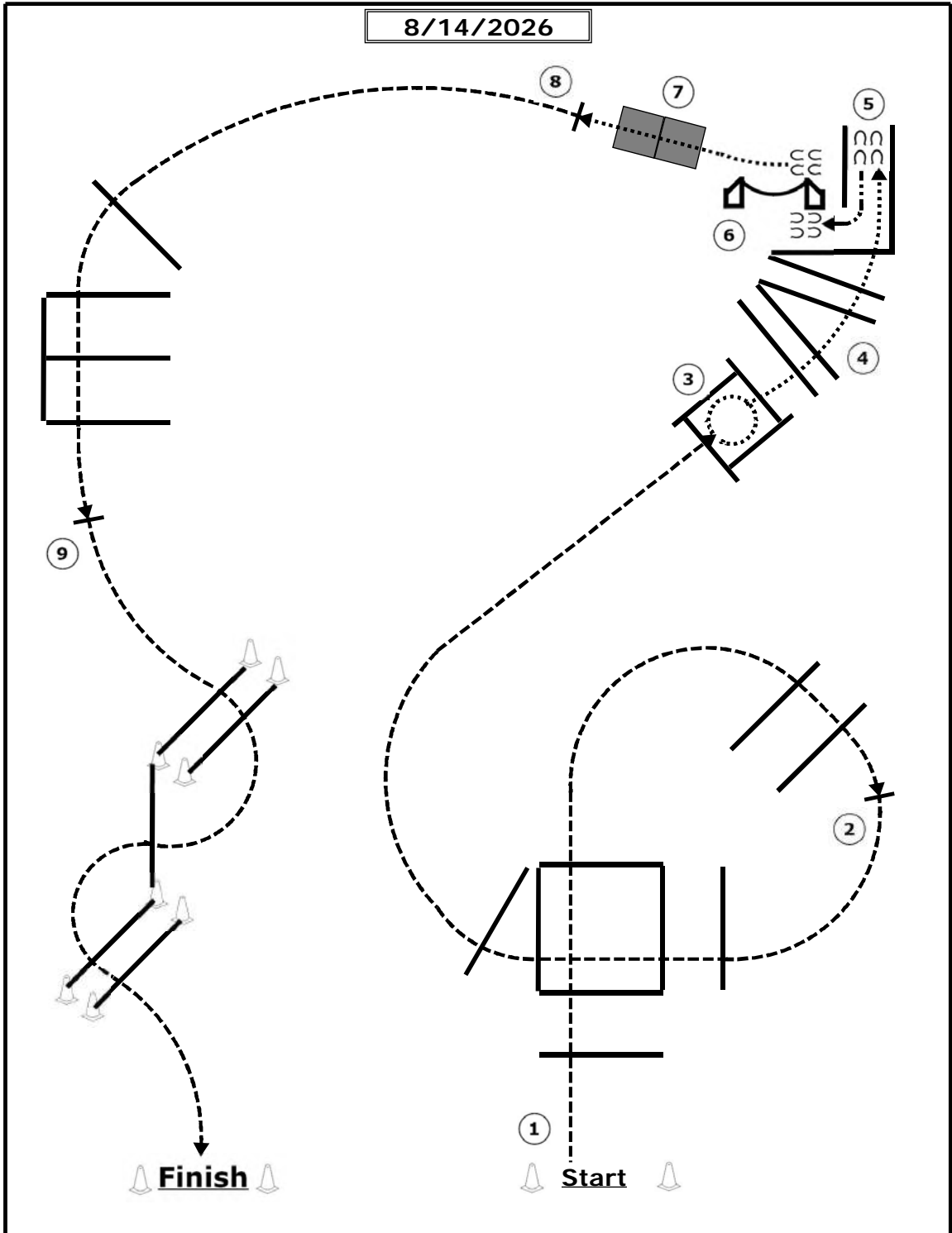
- 1- Jog Poles, Break To Walk Into Box
- 2- 360° Circle To The Right
- 3- Walk Poles Into Chute
- 4- Back Chute Up To Gate
- 5- Left Hand Push Gate
- 6- Walk Bridge
- 7- Jog Poles
- 8- Jog Poles To Finish



**Trail Class**  
In Hand

- 300 - All Breed Yearling In Hand Open
- 301 - Yearling In Hand open
- 302 - Amateur Yearling In Hand
- 303 - 2 Year Old In-Hand
- 304 - Amateur 2 Year Old In-Hand

8/14/2026

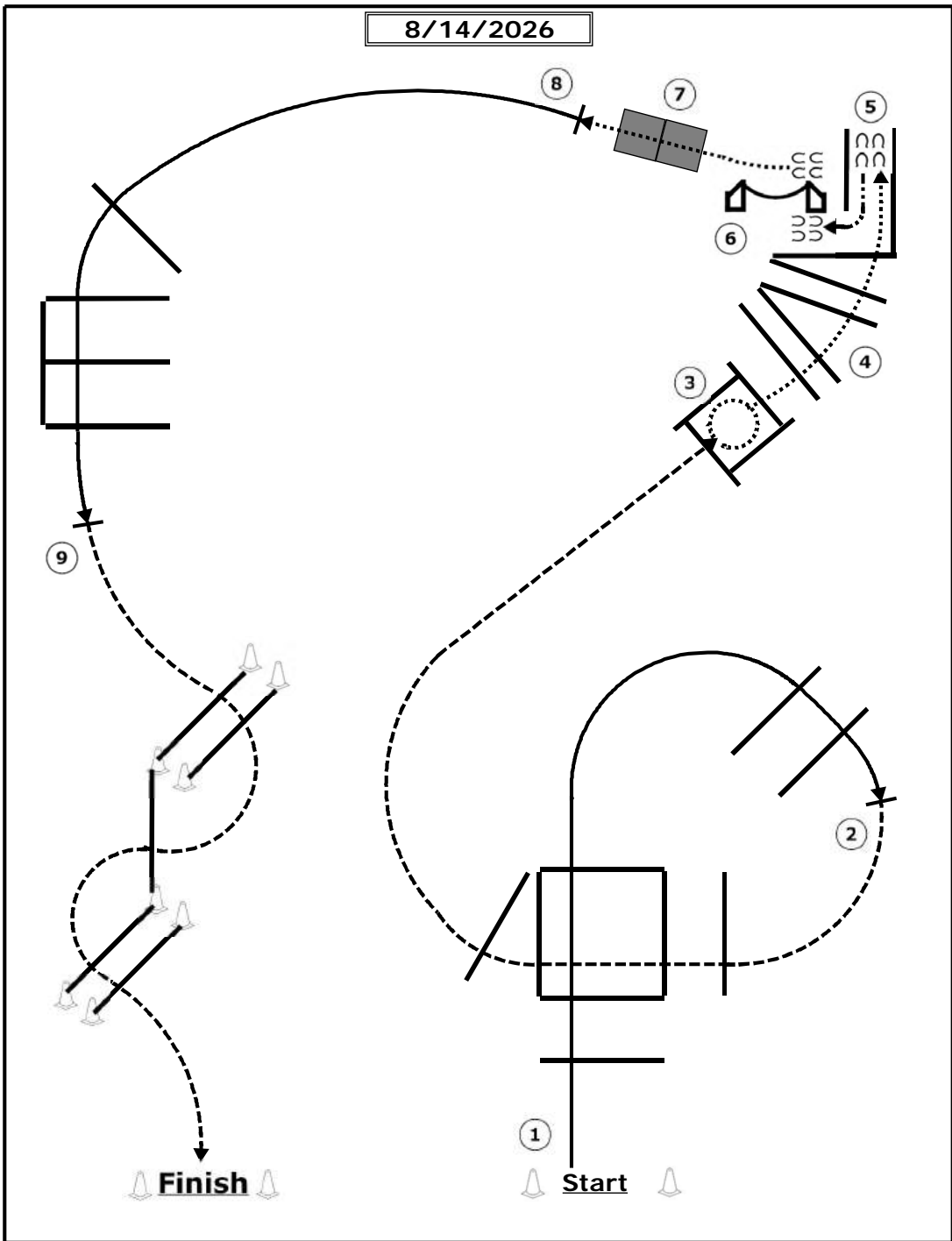


- 1- Jog Poles
- 2- Jog Poles Into Box
- 3- 360° Circle Either Direction
- 4- Walk Poles Into Chute
- 5- Back Chute Up To Gate
- 6- Left Hand Push Gate
- 7- Walk Bridge
- 8- Jog Poles
- 9- Jog Poles To Finish



**Trail Class**  
Walk/Jog  
305 - All Breed Walk Trot Yth/Am  
306 - Walk Trot Amateur  
307 - Walk/Trot 5-10  
308 - Walk/Trot 11-18

8/14/2026



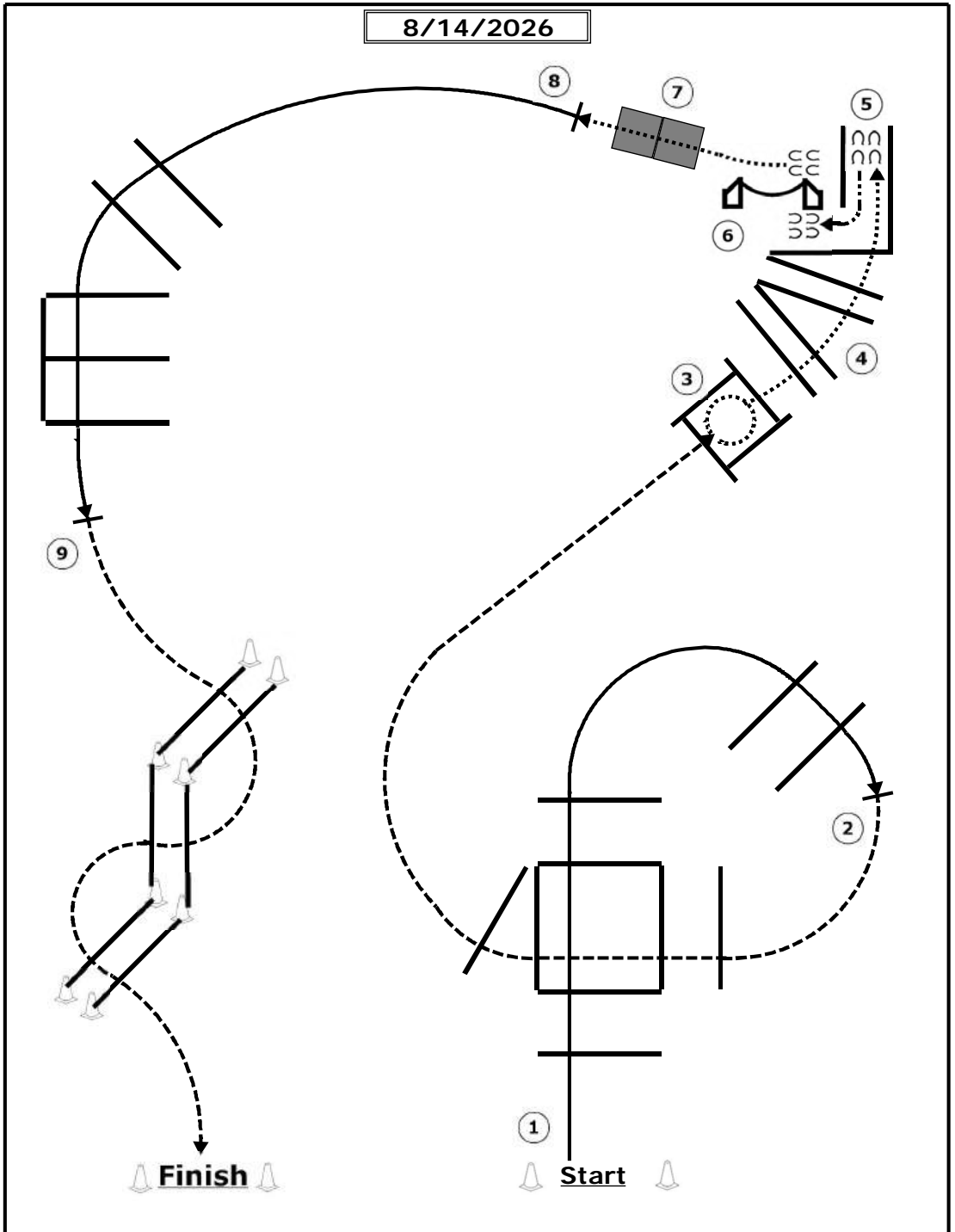
- 1- Right Lead Lope Poles
- 2- Jog Poles Into Box
- 3- 360° Circle Either Direction
- 4- Walk Poles Into Chute
- 5- Back Chute Up To Gate
- 6- Left Hand Push Gate
- 7- Walk Bridge
- 8- Left Lead Lope Poles
- 9- Jog Poles To Finish



**Trail Class**  
Walk/Trot/Lope

- 309 - All Breed AB Green or Novice
- 310 - Green Horse
- 311 - Junior Horse
- 312 - Novice Youth
- 313 - Youth 13 & under
- 314 - Novice Amateur

8/14/2026



- 1- Right Lead Lope Poles
- 2- Jog Poles Into Box
- 3- 360° Circle Either Direction
- 4- Walk Poles Into Chute
- 5- Back Chute Up To Gate
- 6- Left Hand Push Gate
- 7- Walk Bridge
- 8- Left Lead Lope Poles
- 9- Jog Poles To Finish

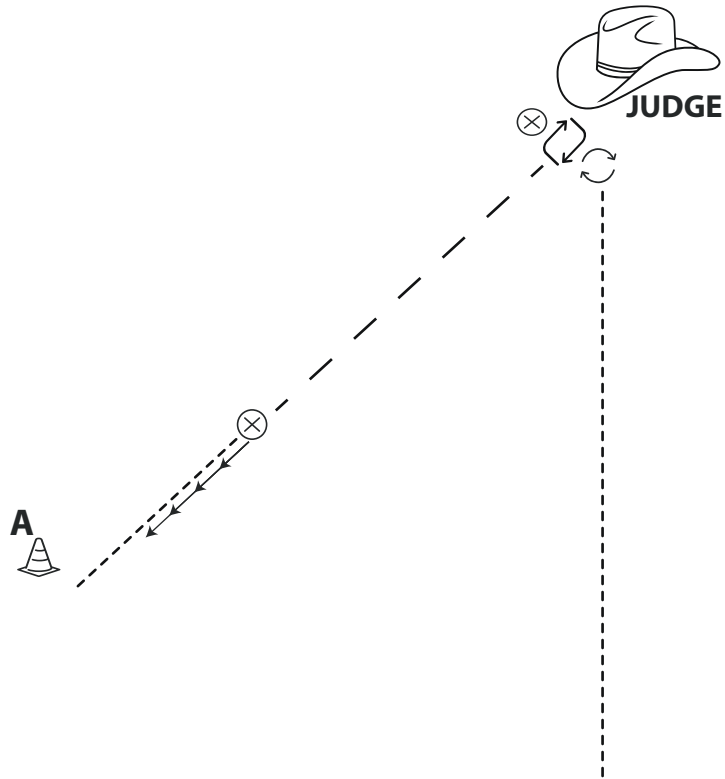


**Trail Class  
OPEN**

Walk/Jog/Lope

- 315 - All Breed Trail Open
- 316 - Youth all ages
- 317 - Amateur all ages
- 318 - Masters Amateur
- 319 - Senior Horse

**Showmanship**  
**Show One**  
 Walk/Trot  
 5-10, 11-18, W/T All Breed



1. Walk halfway to judge
2. Stop and back 6-8 steps
3. Trot to judge
4. Stop and set up for inspection
5. When excused execute an approx 90 haunch turn and walk away



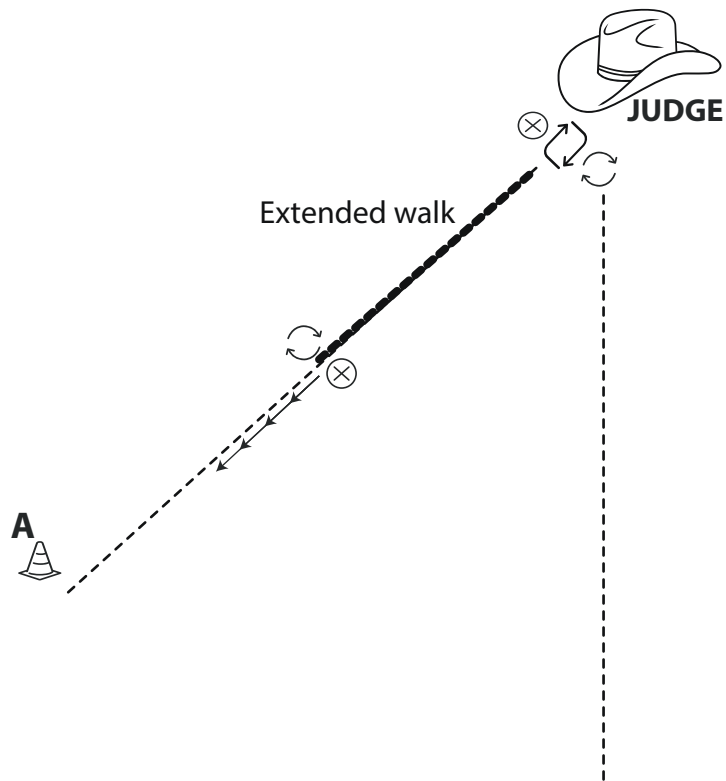
WALK	-----
JOG/TROT	- - - - -
EXTENDED JOG/TROT	- - - - -
LOPE/CANTER	—————
EXT LOPE/GALLOP	—————
STOP	⊗
BACK	←←←←←
TURN	↻
LEAD CHANGE	//
INSPECTION	↻
SITTING TROT	- - - - -

# Showmanship

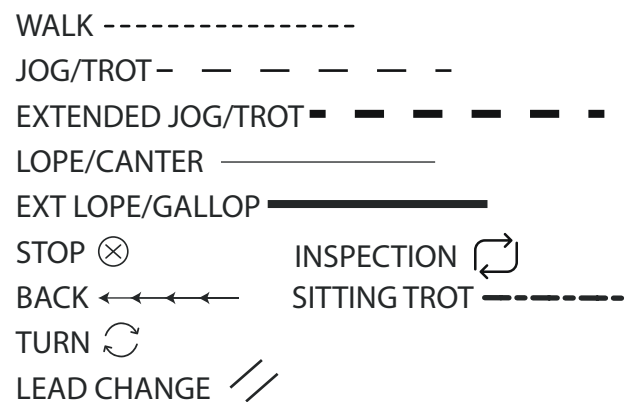
## Show One

Walk/Trot

Amateur

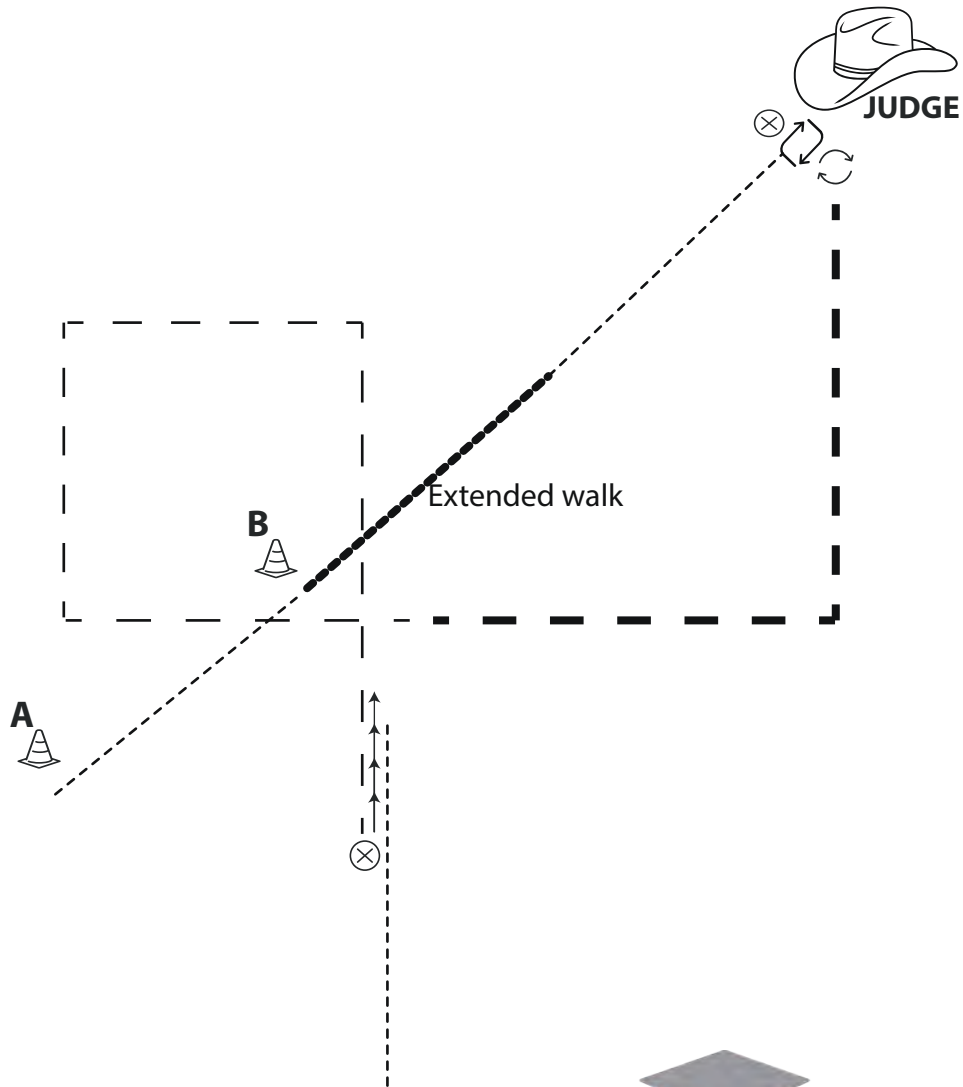


1. Walk halfway to judge
2. Stop and back 6-8 steps
3. 360 haunch turn
4. Extended walk to the judge
5. Stop and set up for inspection
6. When excused execute approx 90 degree haunch turn and walk away



# Showmanship Show One

Youth All Ages, Amateur All Ages, Amateur Masters, All Breed Youth and Am



1. Walk to cone B then extend the walk to halfway to judge
2. Walk remaining half of line
3. Stop and set up for inspection
4. When excused execute a turn until facing away from judge
5. Extended trot away and through square corner and half the line
6. Trot a square around cone A. Halt and back 6-8 steps. Walk away.

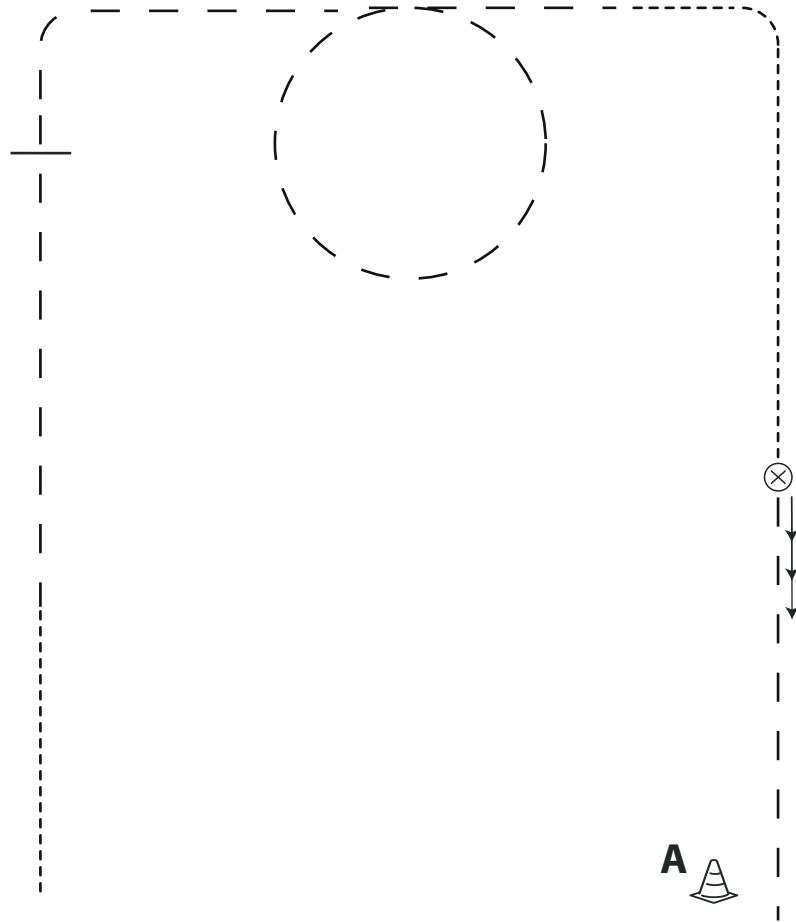


WALK	-----
JOG/TROT	- - - - -
EXTENDED JOG/TROT	- - - - -
LOPE/CANTER	_____
EXT LOPE/GALLOP	—————
STOP	⊗
BACK	←←←←←
TURN	↻
LEAD CHANGE	//
INSPECTION	↻
SITTING TROT	- - - - -

# Equitation Show One

Walk Trot

W/T All breed, W/T Amateur, 11-18, 5-10



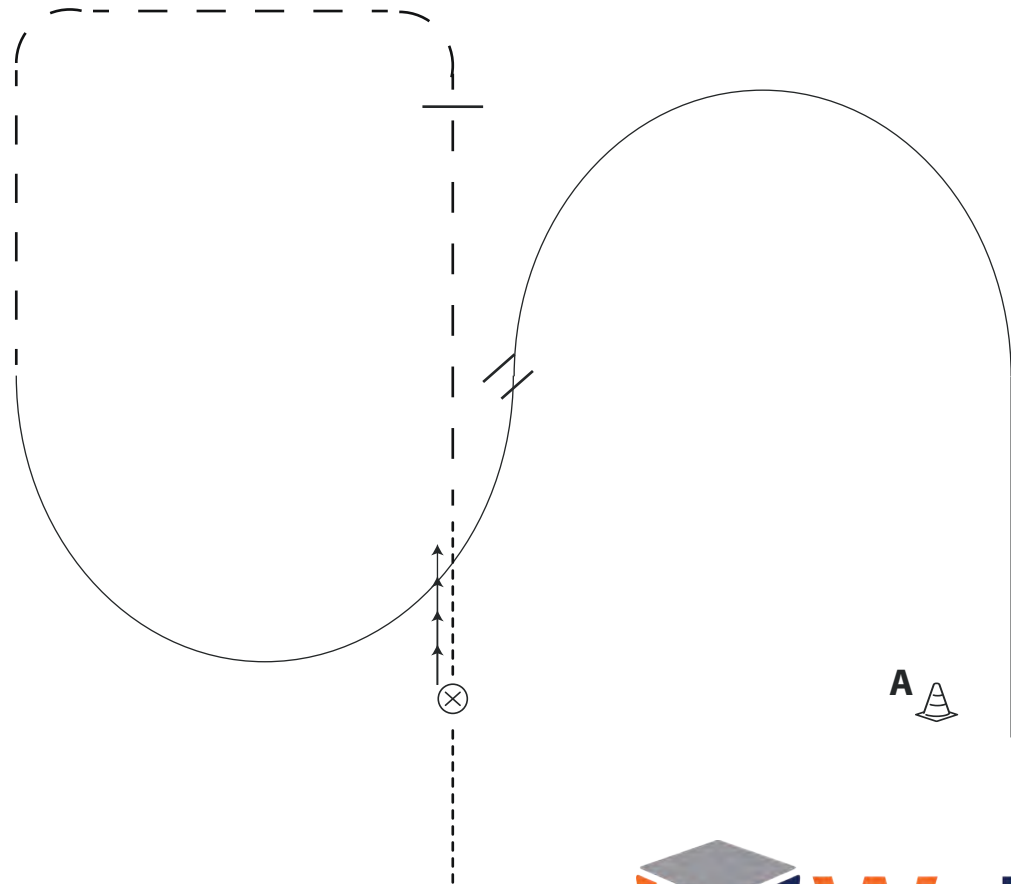
1. Starting at Cone A, sitting trot half of the line.
2. Halt and back one horse length.
3. Walk remainder of line and corner
4. Posting trot right diagonal
5. Posting trot a circle
6. Continue trotting around corner and change diagonals
7. Walk



WALK	-----
JOG/TROT	- - - -
EXTENDED JOG/TROT	- - - -
LOPE/CANTER	_____
EXT LOPE/GALLOP	—————
STOP	⊗
INSPECTION	↻
BACK	←←←←
SITTING TROT	-----
TURN	↻
CHANGE DIAGONAL	////
LEAD CHANGE	////

# Equitation Show One

All Breed Novice Youth/Am, Novice Youth, Novice Am  
13 & Under



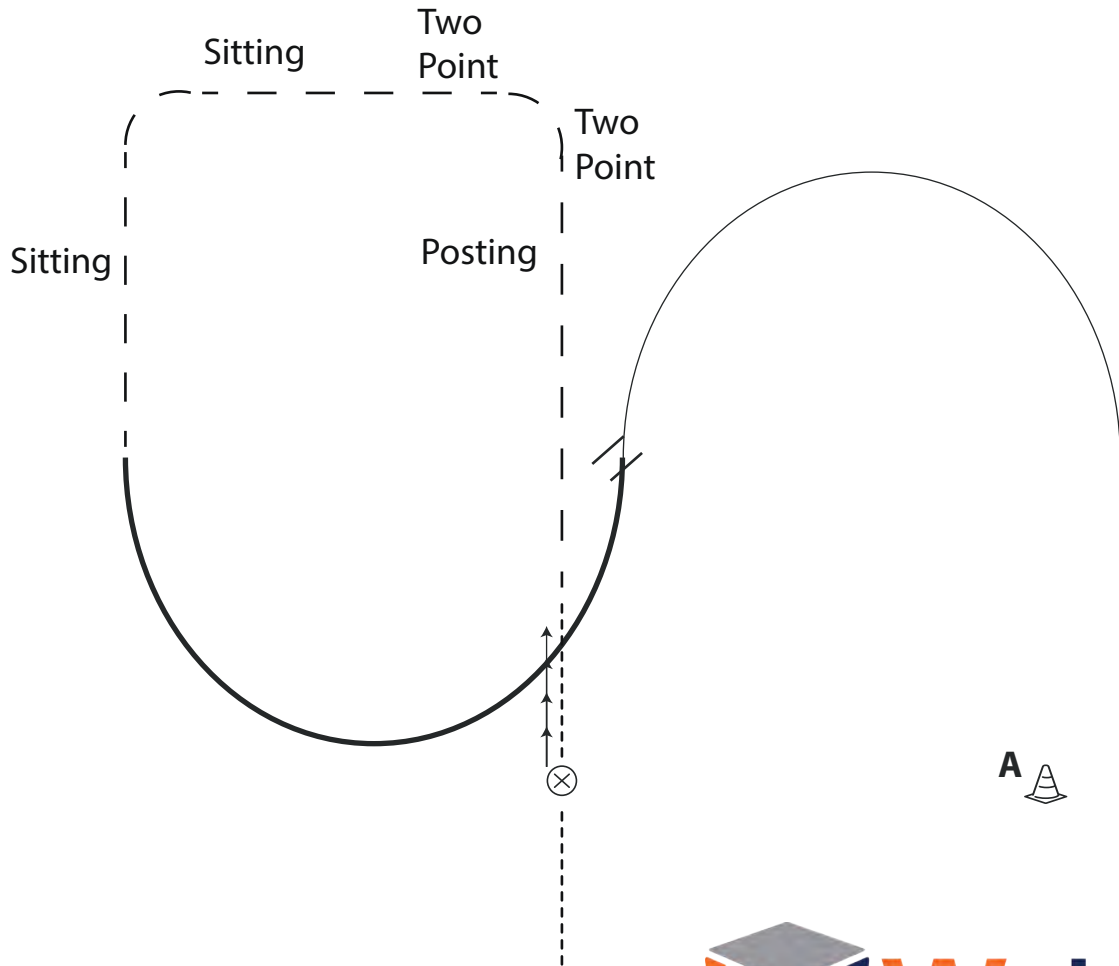
1. At A, canter left lead half a circle
2. Change leads (simple or flying)
3. Canter right lead half a circle
4. Sitting trot two right corners
5. Posting trot right diagonal
6. Walk one horse length
7. Stop and back.
8. Exit at a walk.



WALK	-----
JOG/TROT	- - - - -
EXTENDED JOG/TROT	- - - - -
LOPE/CANTER	_____
EXT LOPE/GALLOP	—————
STOP	⊗
INSPECTION	↻
BACK	←←←←←
SITTING TROT	- - - - -
TURN	↻
CHANGE DIAGONAL	———
LEAD CHANGE	//

# Equitation Show One

All Breed Youth and Am, Youth All Ages,  
Amateur All Ages, Masters Am



1. At A, canter left lead half a circle
2. Change leads (simple or flying)
3. Hand gallop in two point right lead half a circle
4. Sitting trot first right corner, two point second corner
5. Posting trot right diagonal
6. Walk one horse length
7. Stop and back.
8. Exit at a walk.

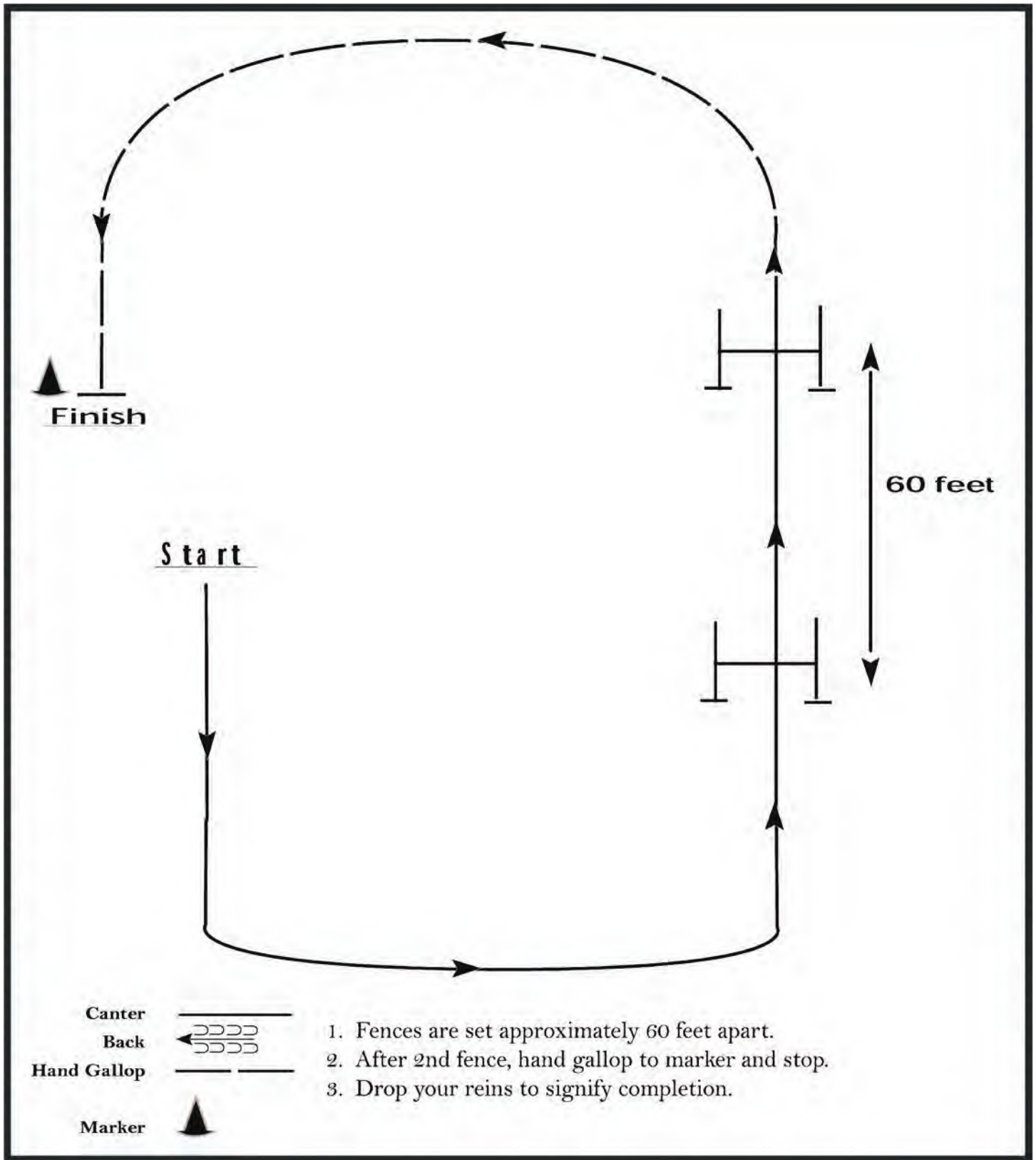


WALK	-----
JOG/TROT	- - - - -
EXTENDED JOG/TROT	- - - - -
LOPE/CANTER	—————
EXT LOPE/GALLOP	—————
STOP	⊗
INSPECTION	↻
BACK	←←←←←
SITTING TROT	-----
TURN	↻
LEAD CHANGE	//

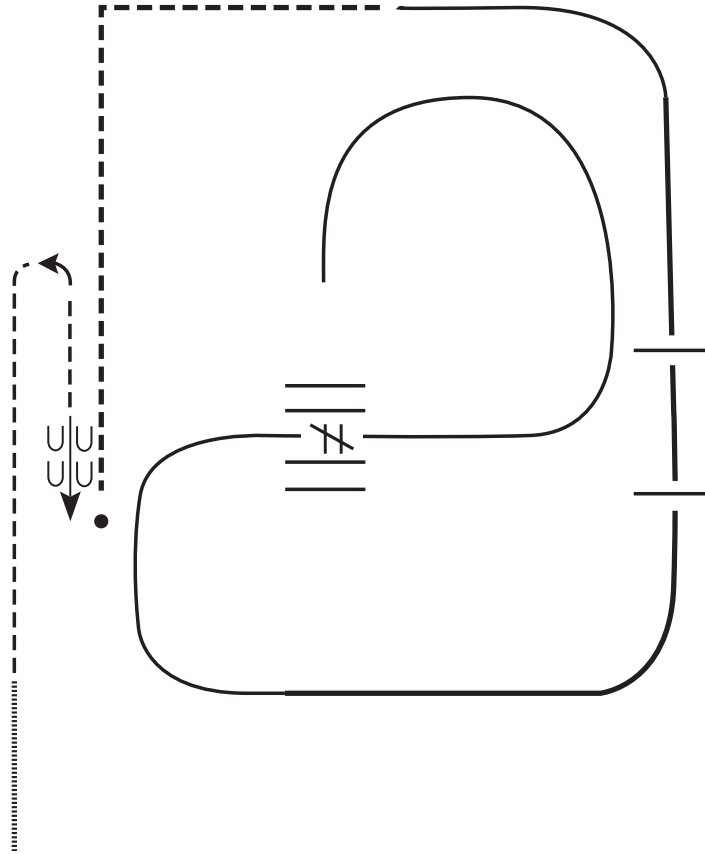
# Hunter Hack Show One

www.HorseShowPatterns.com

www.HorseShowPatterns.com



# English Versatility Show One, Pattern 4



1. Forward Walk from Gate
2. Trot Up Center
3. Trot 4 Poles
4. Canter Right Lead
5. Canter Across Center
6. Change Leads (Simple or Flying)
7. Build to Hand Gallop on Left Lead
8. Hand Gallop Two Rails/Cavalettis or Small Jumps
9. Collect Canter
10. Extended Trot
11. Halt and Back
12. Forehand Turn Right
13. Sitting Trot
14. Extended Walk to Exit

Walk



Extended Walk



Jog/Trot



Lope/Canter



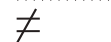
Hand Gallop



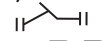
Extended Trot



Leg Yield



Change Lead



Gate



Back



Judge



Market

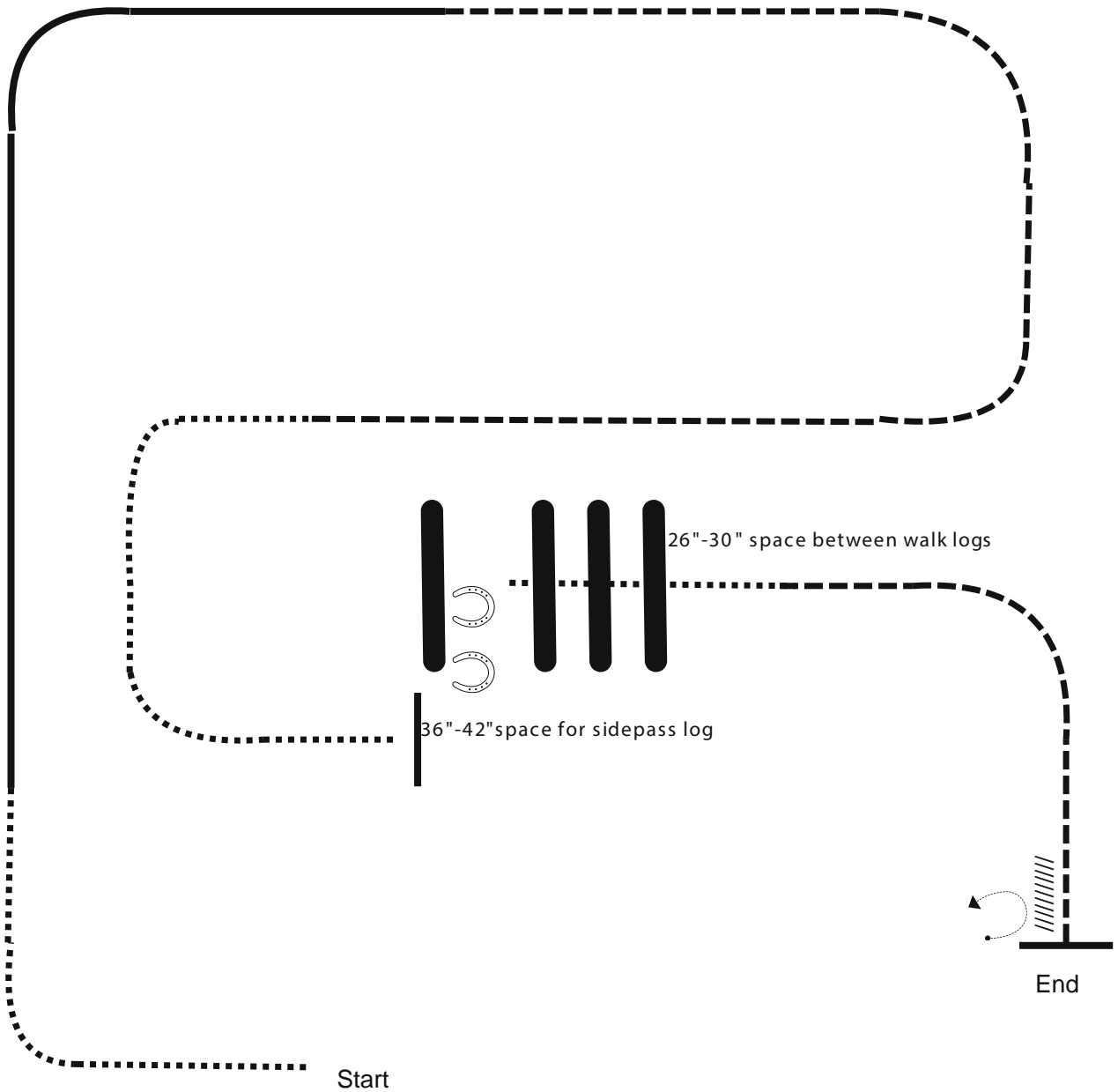


Sidepass

**Walk trot**  
**Ranch Riding**

- ..... Walk
- - - - Trot
- Extended Trot
- /////// Back

1. Walk
2. Extended trot
3. Trot
4. Walk
5. Stop, sidepass left halfway across first log
6. Walk over logs
7. Trot
8. Stop, 360 turn left, back



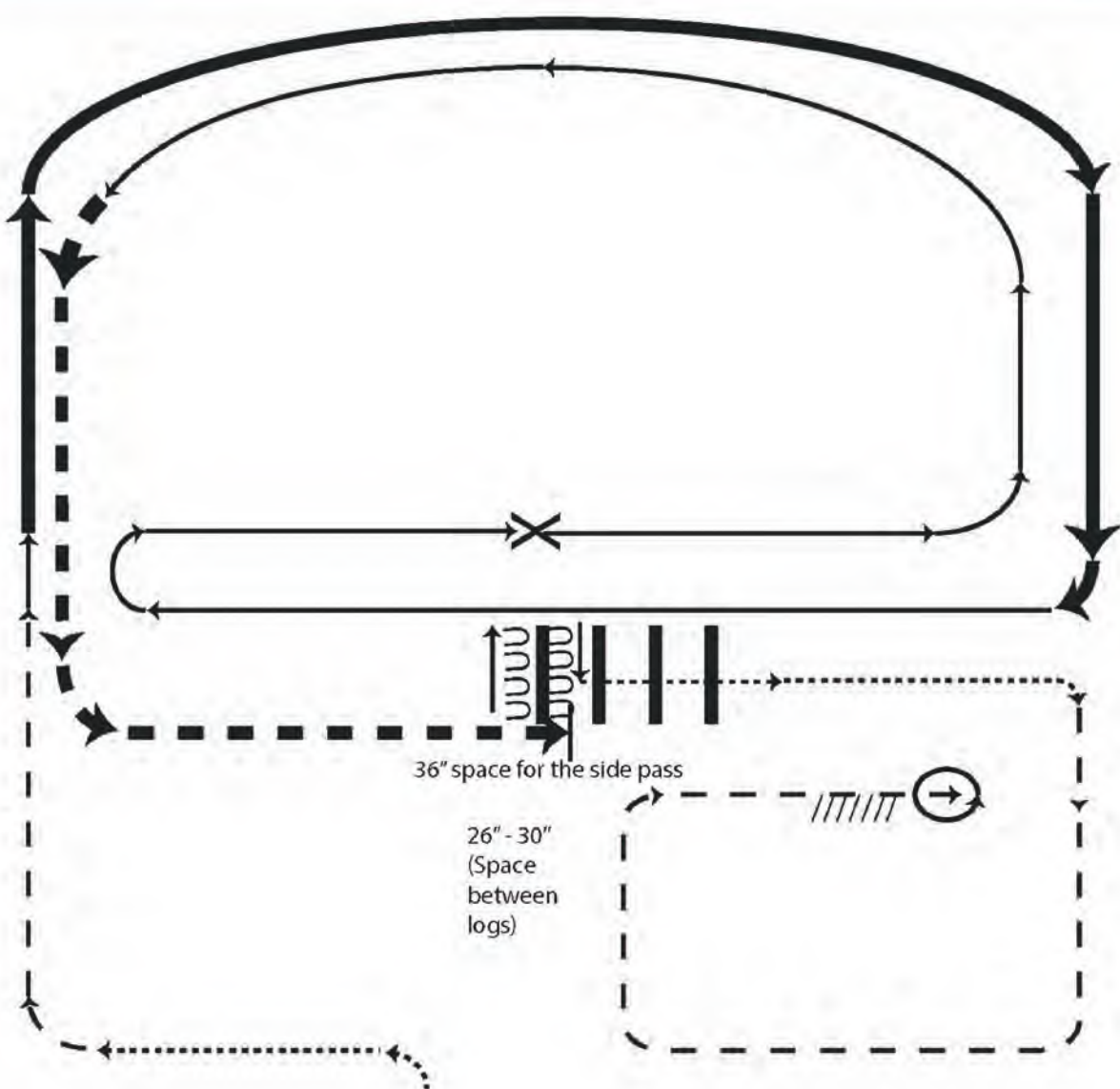
# 2026 Zone One /Summer Sizzler

Wednesday Show One (AB/All Ages/ Am/ Youth )

Show Date: 08-12-2026

www.HorseShowPatterns.com

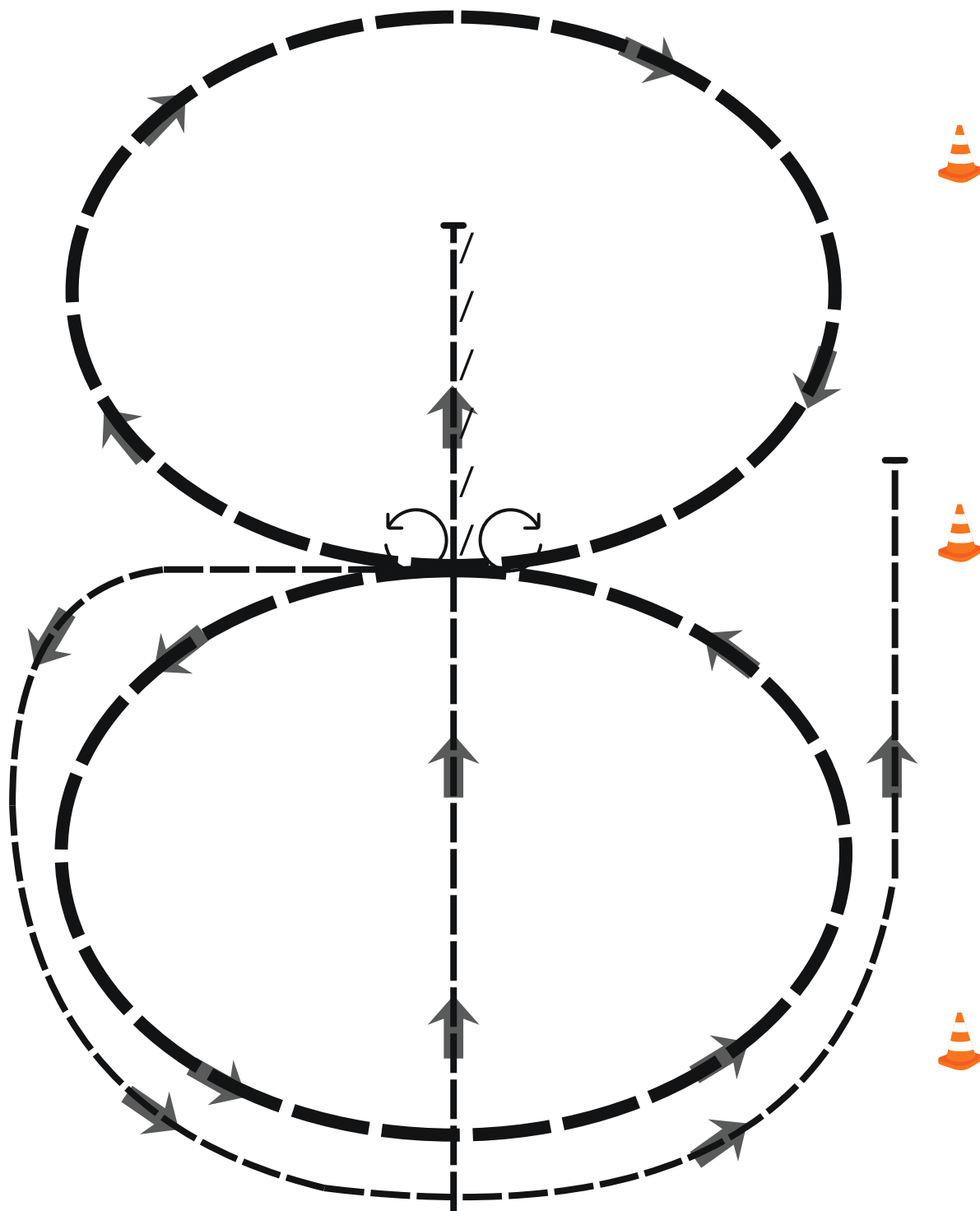
www.HorseShowPatterns.com



1. Walk
2. Trot
3. Extended lope-right lead
4. Lope-right lead
5. Change leads(simple or flying)
6. Lope left lead
7. Extended trot
8. Stop, side pass left, side pass right, 1/2 way
9. Walk over logs
10. Walk
11. Trot square
12. Stop, 360° turn left, back

- X Lead Change
- Walk
- - - Trot
- — — Ext Trot
- Lope
- Ext Lope
- /////// Back

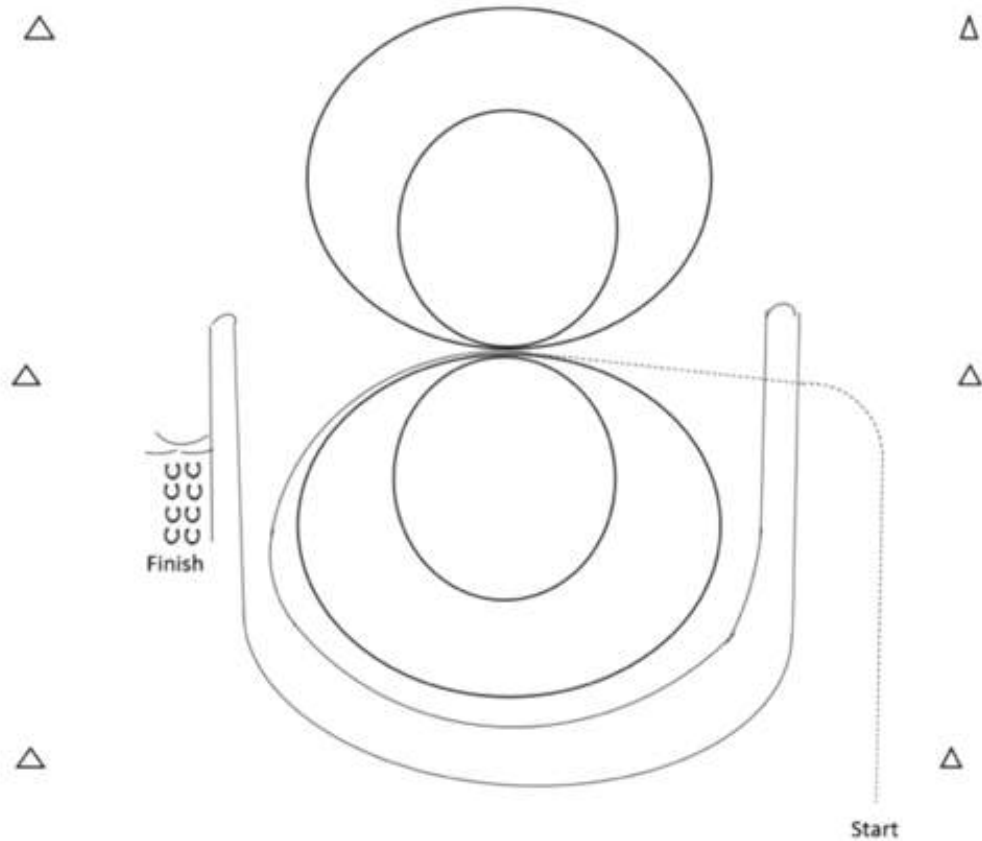




1. Trot up centerline past center marker
2. Halt, back to center
3. 1 spin right
4. 1  $\frac{1}{4}$  spin left
5. Extended trot left circle
6. Extended trot right circle
7. Start left trot circle, do not close the circle, trot up right side of the arena, past center marker.
8. Halt, hesitate to show completion of pattern

## Ranch Reining Show One

---



Pattern can be a trot or Lope in Pattern

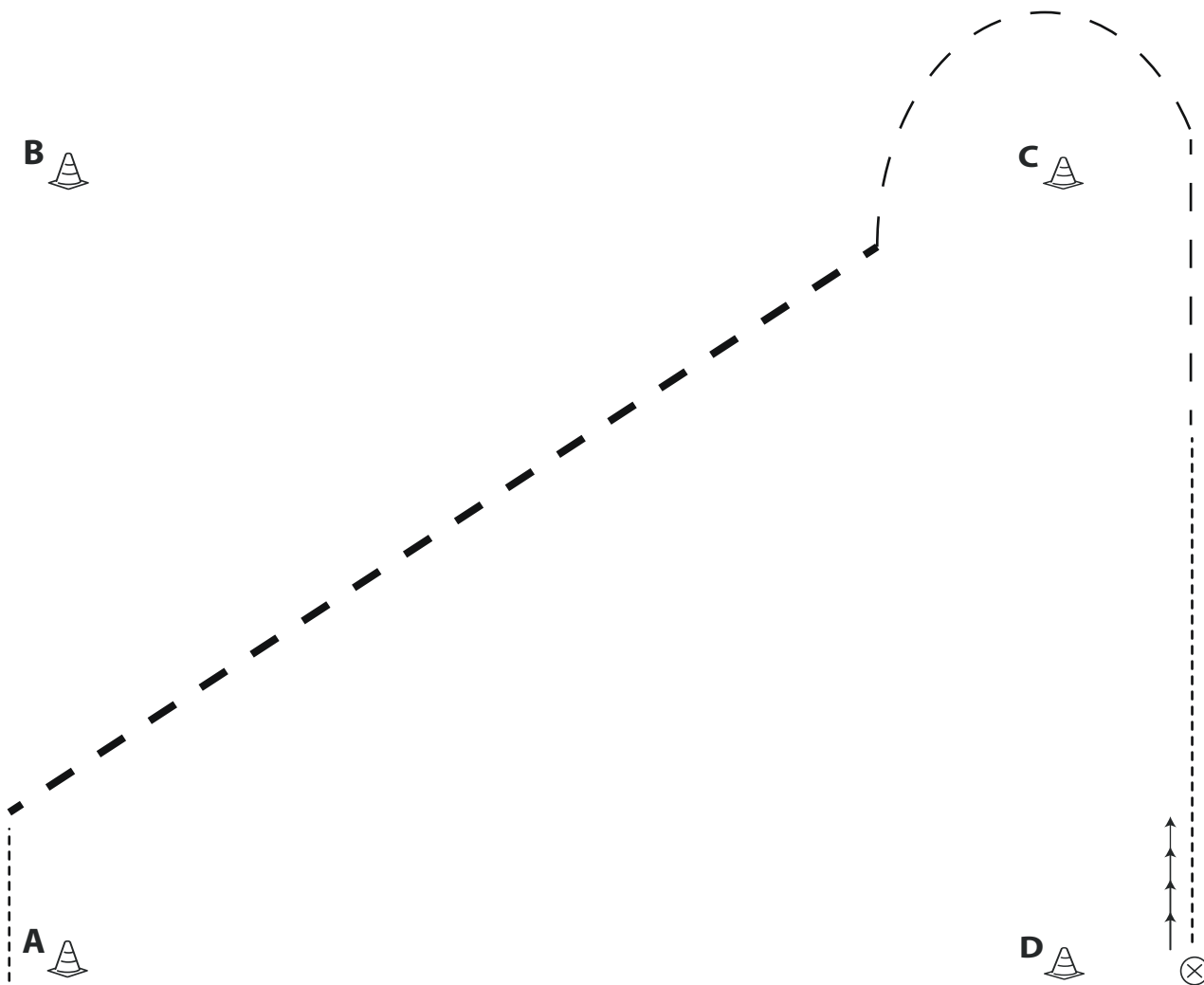
1. Beginning on the left lead complete two circle to the left, The first circle small and slow, the next circle large and fast, Change leads at the center of arena.
  2. Complete two circles to the right, The first circle small and slow, the next circle large and fast, Change leads in the center of the arena.
  3. Begin large circle to left, but do not close the circle, run down the right side of the arena past center marker, and roll back right, no hesitation.
  4. Continue around the end of the arena to run down the left side of the arena past center marker and do a left roll back, no hesitation.
  5. Run past the middle marker, Stop, Back up 10 feet, 1/4 turn to right, 1/2 turn to left, 1/4 turn to Right.
- Hesitate to complete pattern.

# Horsemanship

## Show One

### Walk Jog

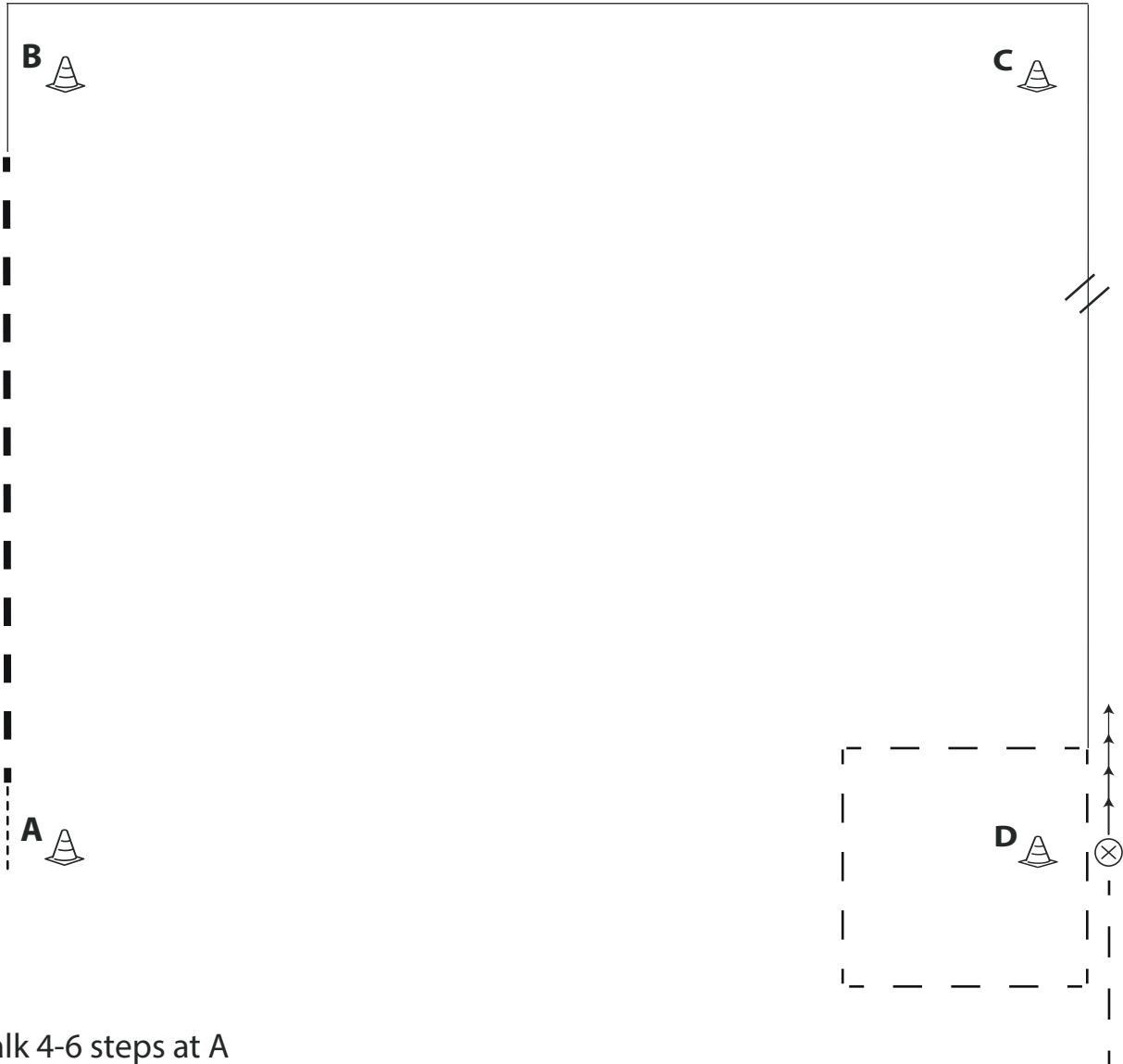
W/T All breed, Amateur, 11-18, 5-10



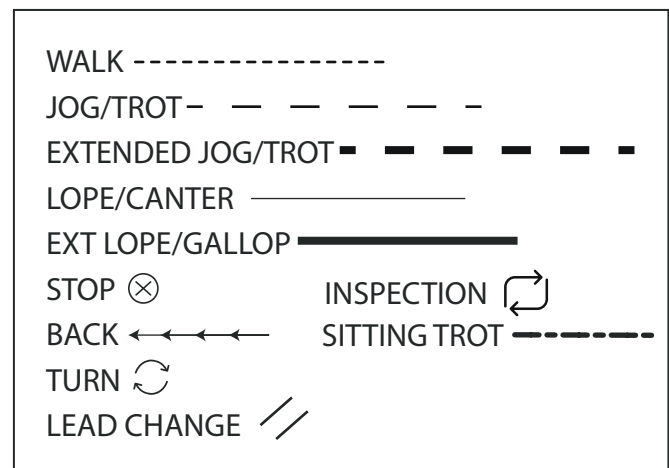
1. Walk one horse length
2. Extended jog to cone C
3. Jog a half circle around cone C and approx. 1/3 of the line
4. Walk remainder of line.
5. Stop and back at cone D



WALK	-----
JOG/TROT	- - - - -
EXTENDED JOG/TROT	- - - - -
LOPE/CANTER	—————
EXT LOPE/GALLOP	—————
STOP	⊗
BACK	←←←←←
TURN	↻
LEAD CHANGE	//
INSPECTION	↻
SITTING TROT	-----



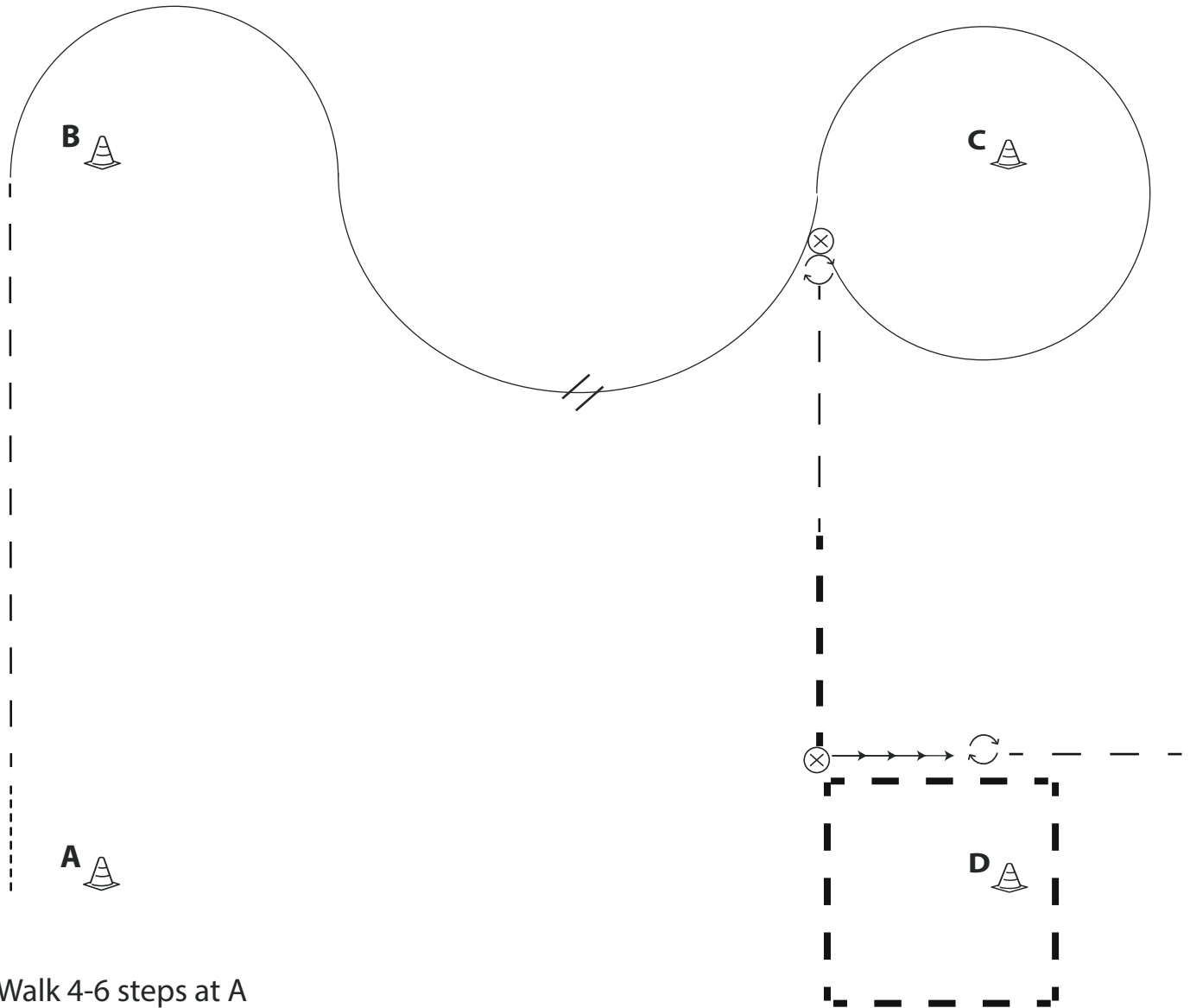
1. Walk 4-6 steps at A
2. Extended jog
3. Right lead and square corner right around cone B and C
4. Change leads (simple or flying)
5. Before cone D jog
6. Jog a square around D
7. At cone D halt and back, jog away



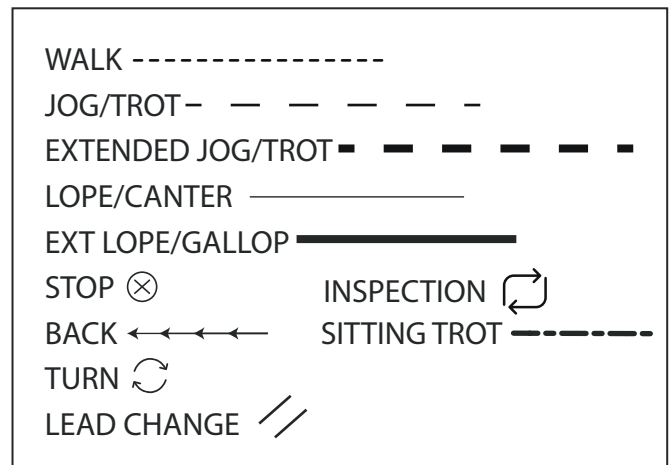
## Horsemanship

### Show One

All Breed Youth and Am, Youth All Ages,  
Amateur All Ages, Masters Am



1. Walk 4-6 steps at A
2. Jog
3. Counter canter left lead half a circle
4. Change leads (simple or flying)
5. Lope a circle around cone C
6. Stop and half a turn left
7. Jog the line building into the extended jog.
8. Extended jog a square to the left around D
9. Stop and back one horse length
- 10.1 1/2 turns to the right and jog away.



# 2026 Zone One /Summer Sizzler

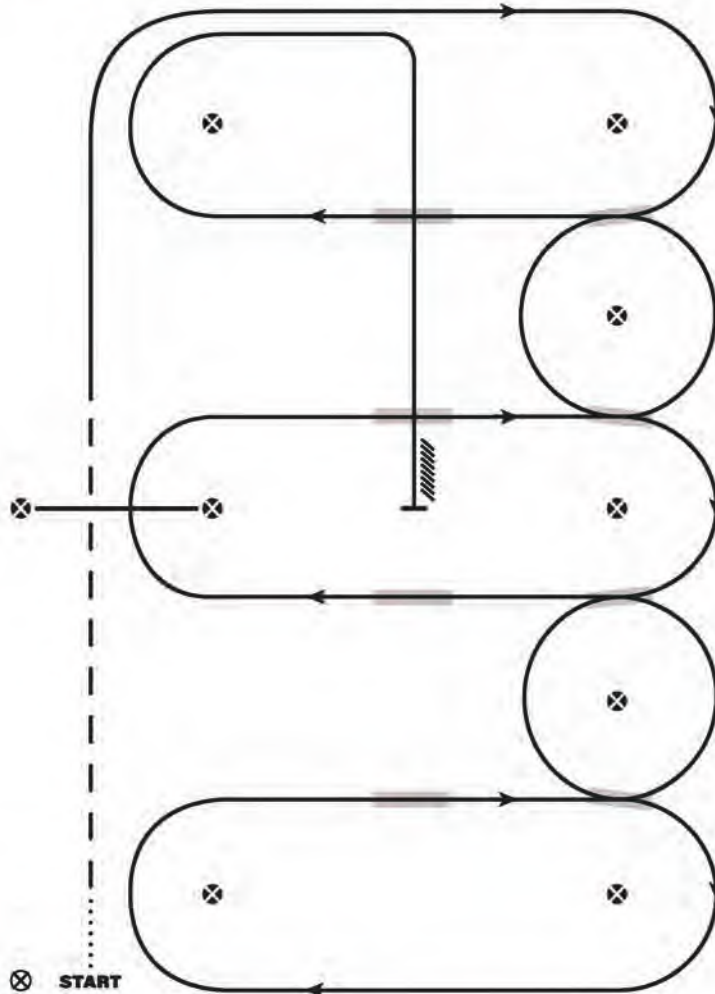

## Thursday Show One (AB Open JR/SR/Am/ Youth)

Show Date: 08-12-2026

w w w . H o r s e S h o w P a t t e r n s . c o m

w w w . H o r s e S h o w P a t t e r n s . c o m

### WESTERN RIDING - PATTERN 6



1. Walk at least 15 feet from start cone to the first marker, transition to jog, jog over log
2. Transition to the lope right lead & lope around end
3. First line change
4. Second line change
5. Third line change
6. Fourth line change lope around the end of arena
7. First crossing change
8. Second crossing change
9. Lope over log
10. Third crossing change
11. Fourth crossing change
12. Lope up the center, stop & back

Revised 06-07-2021

# 2026 Zone One /Summer Sizzler

## Thursday Show One (Green Novice)

Show Date: 08-12-2026

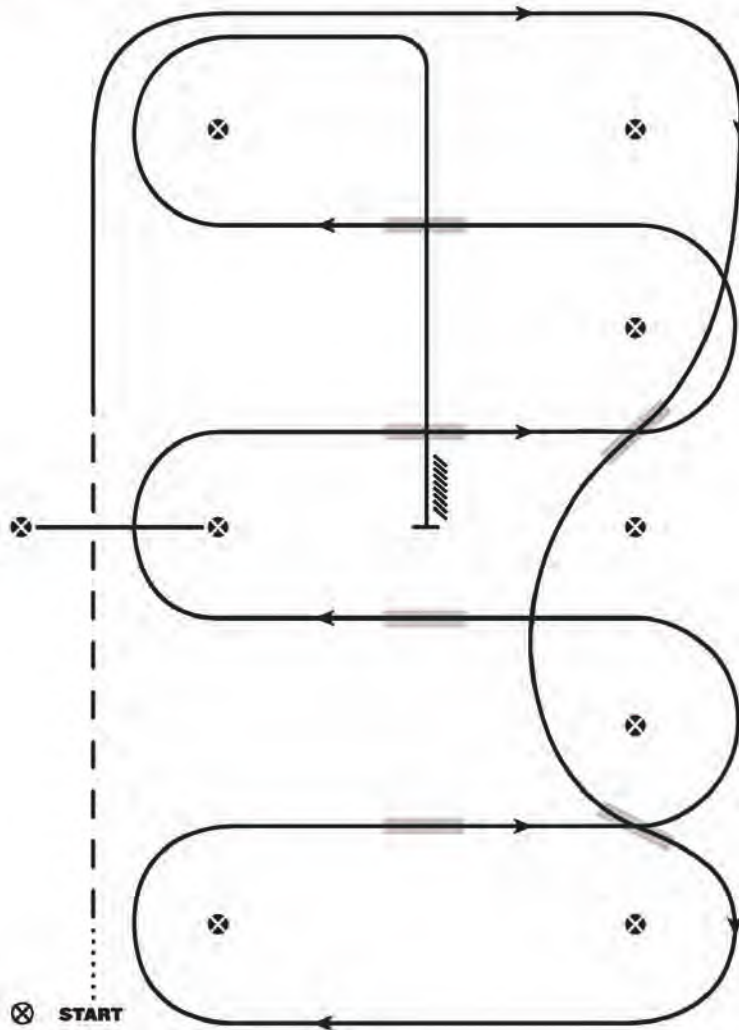
www.HorseShowPatterns.com

www.HorseShowPatterns.com

### LEVEL I WESTERN RIDING PATTERN 6

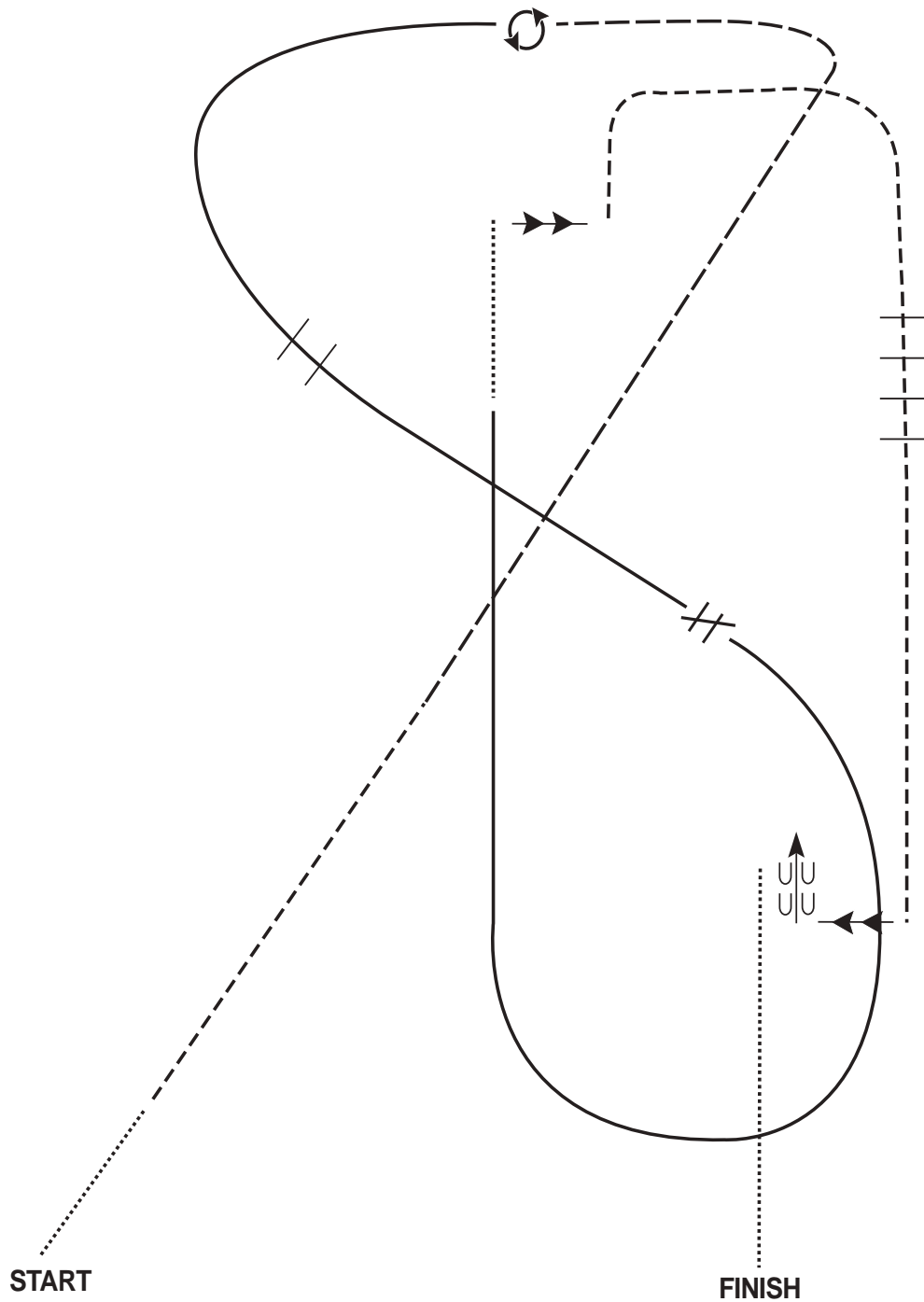
#### LEGEND

.....	Walk
- - - -	Jog
————	Lope
//////	Back
————	Lead Changing Area

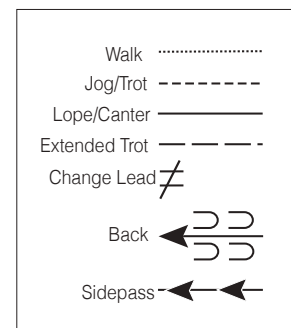


1. Walk at least 15 feet from start cone to the first marker, transition to jog, jog over log.
2. Transition to the lope right lead & lope around end
3. First line change
4. Second line change, lope around the end of arena
5. First crossing change
6. Second crossing change
7. Lope over log
8. Third crossing change
9. Fourth crossing change
10. Lope up the center, stop & back

Revised 06-07-2021

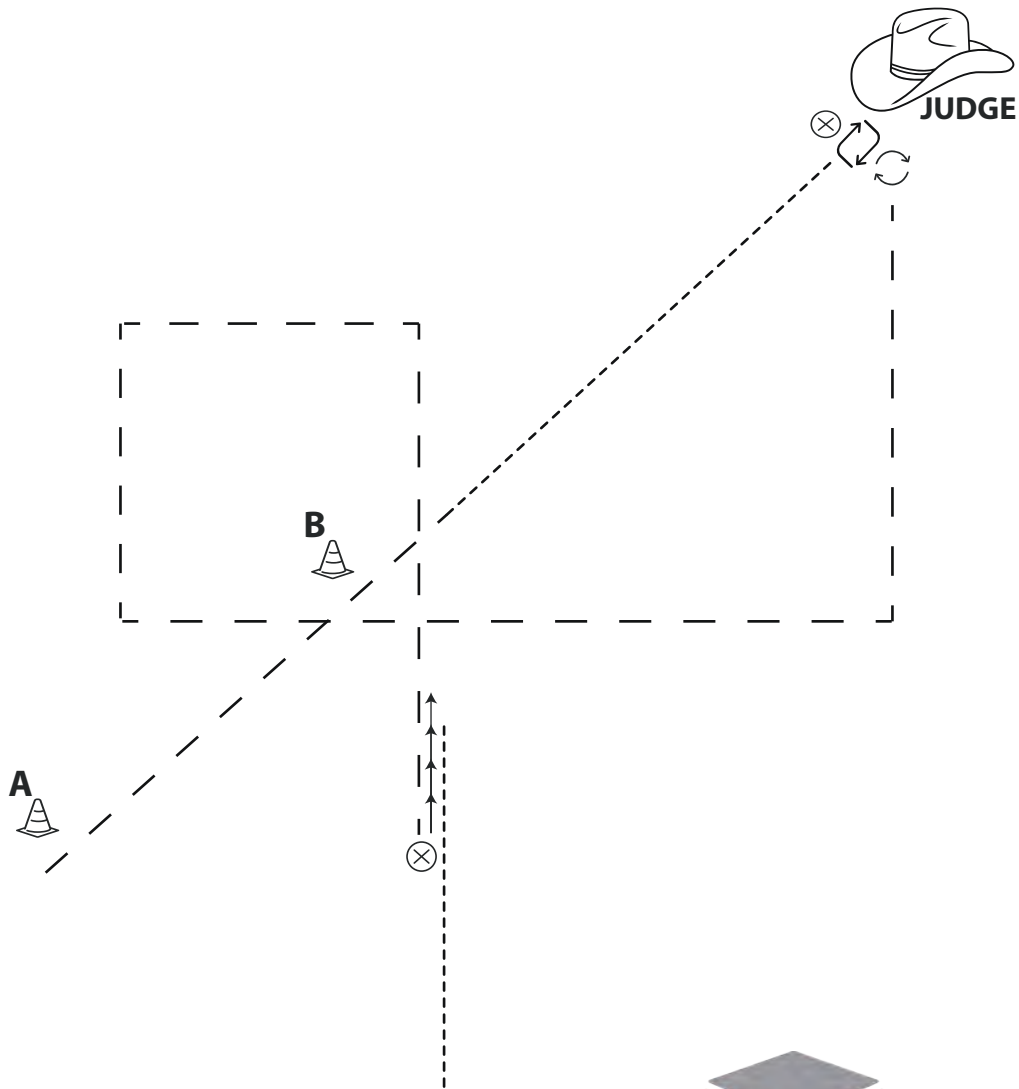


- |                                    |                         |
|------------------------------------|-------------------------|
| 1. Walk                            | 9. Break to Walk        |
| 2. Jog                             | 10. Sidepass Right      |
| 3. Extended Jog                    | 11. Jog                 |
| 4. Stop 360 Left                   | 12. Jog over Four Poles |
| 5. Left Lead                       | 13. Sidepass Pole Right |
| 6. Lope Two Poles                  | 14. Back                |
| 7. Change Leads (Simple or Flying) | 15. Walk to Exit        |
| 8. Lope Right Lead Up Center       |                         |



# Showmanship Show One

Novice Youth and Novice Amateur, Novice All Breed  
13 & Under



1. Trot halfway to judge then walk to judge
2. Stop and set up for inspection
3. When excused execute a turn until facing away from judge
4. Trot a square around A.
5. Halt and back 6-8 steps. Walk away.



WALK	-----
JOG/TROT	- - - - -
EXTENDED JOG/TROT	- - - - -
LOPE/CANTER	_____
EXT LOPE/GALLOP	—————
STOP	⊗
BACK	←←←←←
TURN	↻
LEAD CHANGE	//
INSPECTION	↻
SITTING TROT	- - - - -